



सत्यमेव जयते

GOVERNMENT OF MIZORAM

ANNUAL FINANCIAL STATEMENT
2022-2023

(24th February, 2022)

**[The Recommendation of the Governor required under
article 202(1) of the Constitution of India has been obtained]**

SUMMARY OF FINANCIAL POSITION

(₹ in lakh)

Actuals 2020-21	Budget Estimates 2021-22	Revised Estimates 2021-22	Major Head of Account	Budget Estimates 2022-23
-3049.63	-66165.62	-12334.59	OPENING BALANCE	-13309.00
			A - CONSOLIDATED FUND	
			1 - Revenue Account	
774066.87	979580.48	1029873.89	(i) Receipts	1142620.50
851479.47	921638.43	1048715.13	(ii) Expenditure	1000651.09
-77412.60	57942.05	-18841.24	1 - Revenue Deficit (-) / Surplus (+)	141969.41
-112597.14	-141744.53	-159888.10	2 - Capital Account (Net)	-266314.33
			3 - Public Debt	
261131.52	132552.13	538838.71	(i) Receipts	254834.00
161789.17	51445.82	430275.82	(ii) Repayments	133789.58
99342.35	81106.31	108562.89	3 - Public Debt (Net)	121044.42
			4 - Loans & Advances	
3368.53	2756.17	3303.93	(i) Recoveries	3360.50
290.00	60.00	277.51	(ii) Advances	60.00
3078.53	2696.17	3026.42	4 - Loans & Advances (Net)	3300.50
			5 - Transfer to Contingency Fund (Net)	
-87588.86	0.00	-67140.03	TOTAL 'A' - CONSOLIDATED FUND (NET)	0.00
-186931.21	-81106.31	-175702.92	Fiscal Deficit (-)	-121044.42
-146832.71	-42711.98	-131193.59	Primary Deficit (-)/ Surplus (+)	-74830.70
-	-	-	B - CONTINGENCY FUND (NET)	-
			C - PUBLIC ACCOUNT	
21588.96	6100.00	6100.00	(i) Provident Funds, etc. (Net)	6100.00
693.33	500.00	500.00	(ii) Reserve Funds (Net)	100.00
-2334.71	55150.00	55150.00	(iii) Deposits & Advances (Net)	5150.00
44734.25	0.00	0.00	(iv) Suspense and Miscellaneous (Net)	0.00
13622.07	4,415.62	4,415.62	(v) Remittances (Net)	4300.00
78303.90	66165.62	66165.62	TOTAL 'C' PUBLIC ACCOUNT (NET)	15650.00
-9284.96	66165.62	-974.41	BUDGET DEFICIT (-) / SURPLUS(+)	15650.00
-12334.59	0.00	-13309.00	CLOSING BALANCE	2341.00

STATEMENT - I
CONSOLIDATED FUND OF MIZORAM - RECEIPTS
REVENUE ACCOUNT

(₹ in lakh)

Actuals 2020-21	Budget Estimates 2021-22	Revised Estimates 2021-22	Major Head of Account	Budget Estimates 2022-23
			A - TAX REVENUE	
			I - STATE'S OWN TAX REVENUE	
			(a) State Goods and Service Tax	
45791.42	53800.00	58500.00	0006 - State Goods and Service Tax	59800.00
45791.42	53800.00	58500.00	TOTAL (a) - State Goods and Service Tax	59800.00
			(b) Taxes on Income & Expenditure	
0.58	0.24	0.24	0020 - Corporation Tax	0.26
1.29	0.24	0.24	0021 - Taxes on Income other than Corporation Tax	0.26
1560.91	1700.00	1700.00	0028 - Other Taxes on Income & Expenditure	1700.00
1562.78	1700.48	1700.48	TOTAL (b) - Taxes on Income & Expenditure	1700.52
			(c) Taxes on Property & Capital Transaction	
2073.94	1800.00	1800.00	0029 - Land Revenue	1900.00
473.10	1116.34	1116.34	0030 - Stamps & Registration Fees	1127.97
2547.04	2916.34	2916.34	TOTAL (c) - Taxes on Property and Capital Transaction	3027.97
			(d) Taxes on Commodities & Service	
95.93	100.00	100.00	0039 - State Excise	100.00
11366.05	9500.00	11502.00	0040 - Taxes on Sale, Trade, etc.	11502.00
2901.29	3435.84	3435.84	0041 - Taxes on Vehicles	3494.72
485.12	503.00	503.00	0042 - Other Taxes on Goods & Passengers	503.00
6.17	-	1.51	0045 - Other Taxes & Duties on Commodities & Services	1.51
14854.56	13538.84	15542.35	TOTAL (d) - Taxes on Commodities & Services	15601.23
64755.80	71955.66	78659.17	TOTAL OF I - STATE'S OWN TAX REVENUE	80129.72
			II - DEVOLUTION OF CENTRAL TAXES & DUTIES	
			(a) Taxes on Income & Expenditure	
90603.00	96822.00	117673.00	0020 - Corporation Tax	127494.00
92854.00	98389.00	113172.00	0021 - Taxes on Income Other than Corporation Tax	123133.00
			0028 - Other Taxes on Income and Expenditure	
183457.00	195211.00	230845.00	TOTAL(a) Taxes on Income & Expenditure	250627.00
			(b) Taxes on Property and Capital and other Transactions	
	-4.00	-4.00	0032 - Taxes on Wealth	-5.00
0.00	-4.00	-4.00	TOTAL (b) Taxes on Property & Cap. Transaction	-5.00
			(c) Taxes on Commodities & Services	
16209.00	20108.00	18399.00	0037 - Customs	17704.00
10151.00	9738.00	5356.00	0038 - Union Excise Duties	5514.00
1242.00	205.00	205.00	0044 - Service Tax	410.00
205.00			0045 - Other Taxes & Duties on Commodities & Services	
27807.00	30051.00	23960.00	TOTAL (c) Taxes on Commodities & Services	23628.00
			(d) Taxes on GST	
89791.00	107524.00	117394.00	0005 - Central Tax	134074.00
-	-	-	0008 - Integrated GST	-
89791.00	107524.00	117394.00	TOTAL(d) Taxes on GST	134074.00
301055.00	332782.00	372195.00	TOTAL of II - Devolution of Central Taxes & Duties	408324.00
365810.80	404737.66	450854.17	TOTAL of 'A' - Tax Revenue	488453.72

STATEMENT - I
CONSOLIDATED FUND OF MIZORAM - RECEIPTS
REVENUE ACCOUNT

(₹ in lakh)

Actuals 2020-21	Budget Estimates 2021-22	Revised Estimates 2021-22	Major Head of Account	Budget Estimates 2022-23
			B - STATE'S OWN NON-TAX REVENUE	
			(a) - Interest Receipts, Dividends & Profits	
1205.60	20.00	20.00	0047 - Other Fiscal Services	22.00
1912.24	5307.00	5307.00	0049 - Interest Receipt	5837.69
3117.84	5327.00	5327.00	TOTAL (a) - Interest Receipts, Dividends and Profits	5859.69
			(b) - Other Non-Tax Revenues	
			(i) General Services	
4.75	32.39	32.39	0051 - Public Service Commission	35.63
236.11	109.26	109.26	0055 - Police	120.20
4.38	4.36	4.36	0056 - Jails	4.80
-	3.21	3.21	0057 - Supplies & Disposals	-
149.69	194.97	194.97	0058 - Stationery & Printing	214.72
41.02	15.00	15.00	0059 - Public Works	15.00
1135.81	1336.55	1336.55	0070 - Other Administrative Services	1364.68
1235.02	377.60	377.60	0071 - Contributions and Recoveries towards Pension & Other Retirement Benefits	415.36
647.92	3559.40	3559.40	0075 - Miscellaneous General Services	3559.40
3454.70	5632.74	5632.74	TOTAL (b) (i) - General Services	5729.79
			(ii) Social Services	
366.09	385.79	385.79	0202 - Education, Sports, Art & Culture	424.36
516.10	40.88	40.88	0210 - Medical & Public Health	44.97
-	1.45	1.45	0211 - Family Welfare	1.60
5465.15	6500.00	6500.00	0215 - Water Supply & Sanitation	7000.00
105.31	200.47	200.47	0216 - Housing	220.52
16.47	75.23	75.23	0217 - Urban Development	82.75
10.00	9.50	9.50	0220 - Information & Publicity	10.44
35.54	76.56	76.56	0230 - Labour & Employment	84.22
1.10	134.70	134.70	0235 - Social Security & Welfare	148.17
6515.76	7424.58	7424.58	TOTAL (b) (ii) - Social Services	8017.03

STATEMENT - I
CONSOLIDATED FUND OF MIZORAM - RECEIPTS
REVENUE ACCOUNT

(₹ in lakh)

Actuals 2020-21	Budget Estimates 2021-22	Revised Estimates 2021-22	Major Head of Account	Budget Estimates 2022-23
			(iii) Economic Services	
124.53	86.18	86.18	0401 - Crop Husbandry	94.83
143.71	96.02	96.02	0403 - Animal Husbandry	155.61
17.95	26.94	26.94	0404 - Dairy Development	29.63
137.48	121.32	121.32	0405 - Fisheries	133.45
373.75	500.00	500.00	0406 - Forestry & Wildlife	550.00
1049.13	16.63	1047.27	0408 - Food Storage & Warehousing	1018.29
45.92	110.00	110.00	0425 - Co-operation	121.00
112.61	353.21	153.21	0435 - Other Agricultural Programmes	203.53
164.84	330.00	330.00	0506 - Land Reforms	330.00
20.56	38.00	38.00	0515 - Other Rural Development Programmes	41.80
0.98	3.56	3.56	0702 - Minor Irrigation	3.93
39801.15	62500.00	62500.00	0801 - Power	58700.00
13.14	94.78	72.04	0851 - Village & Small Industries	104.26
502.84	1000.00	1000.00	0853 - Non-Ferrous Mining and Metallurgical Industries	1100.00
203.30	450.00	700.00	1053 - Civil Aviation	720.00
92.27	500.00	500.00	1054 - Roads & Bridges	100.00
34.59	150.00	150.00	1055 - Road Transport	153.21
-	1.19	1.19	1425 - Other Scientific Research	1.31
180.06	350.00	350.00	1452 - Tourism	350.00
-	0.12	0.12	1456 - Civil Services	0.13
69.17	114.07	114.07	1475 - Other General Economics Services	125.49
43087.98	66842.02	67899.92	TOTAL (b)(iii)-Economics Services	64036.47
53058.44	79899.34	80957.24	TOTAL (b)-Other Non-Tax Revenues	77783.29
56176.28	85226.34	86284.24	TOTAL of 'B' - State's Own Non-Tax Revenue	83642.98
120932.08	157182.00	164943.41	TOTAL of State's Own Revenues Receipts (A(I) + (B))	163772.70
421987.08	489964.00	537138.41	TOTAL-REVENUE RECEIPTS, TAX AND NON- TAX (A+B)	572096.70

STATEMENT - I
CONSOLIDATED FUND OF MIZORAM - RECEIPTS
REVENUE ACCOUNT

(₹ in lakh)

Actuals 2020-21	Budget Estimates 2021-22	Revised Estimates 2021-22	Major Head of Account	Budget Estimates 2022-23
			C-GRANTS-IN-AID & CONTRIBUTIONS	
			1601 - Grants-in-aid from Central Government	
			06 - Grants for Centrally Sponsored Scheme	
121237.73	243351.77	243351.77	101 - Central Assistance	264664.43
708.11	869.48	869.48	a) Modernisation of Police Force	859.48
	110.00	110.00	b) Home Guards Reimbursement	
-	4523.28	4523.28	c) Election Reimbursement	1000.00
	260.00	260.00	d) Sainik Reimbursement	50.00
55.94	53.95	53.95	e) National Service Scheme	67.75
1039.50	1000.00	1000.00	f) RKVY	1000.00
2530.97	4072.00	4072.00	g) BADP	4059.00
1631.36	4500.00	4500.00	h) AIBP/FMP	7833.34
1253.30	1332.92	1332.92	i) NSAP	1332.92
114018.55	226630.14	226630.14	j) Others	248461.94
11755.94	13687.34	13687.34	102 - EAP	26113.00
132993.67	257039.11	257039.11	TOTAL: 06 Centrally Sponsored Schemes	291827.43
			07 - Finance Commission Grant	
163348.00	179000.00	179000.00	101 - Post Devolution Rev. Deficit Grant	161500.00
4500.00	10300.00	10300.00	103 - Grants for ULB & RLB	10600.00
4700.00	4700.00	4700.00	104 - GIA for State Disaster Response Fund	4900.00
			105 - Special Grants	
		3119.00	(a) Health Grants	3119.00
172548.00	194000.00	197119.00	TOTAL: 07 Grants for Finance Commission Grant	180119.00
			08 - Other Transfer/Grants to States	
9504.52	10000.00	10000.00	102 - NLCPR/NESIDS	10000.00
23646.24	25000.00	25000.00	103 - Schemes for NE Council	25000.00
			a) PM DevINE	60000.00
3470.93	1577.37	1577.37	104 - Welfare of ST Grants under Prov. to Art. 275(1)	1577.37
-			106 - Grants towards contribution to NDRF	
9042.76	2000.00	2000.00	108 - Grants from Central Road fund	2000.00
123.07	-	-	110 - Grants to cover gap in Resources	
17.94			111 - Grants to meet Revenue Deficit	
732.66	-		113 - Special Assistance	
46538.12	38577.37	38577.37	TOTAL: 08 Other Transfer/Grants to States	98577.37
352079.79	489616.48	492735.48	TOTAL 'C' GRANTS-IN-AID & CONTRIBUTIONS	570523.80
774066.87	979580.48	1029873.89	TOTAL REVENUE RECEIPTS (A+B+C)	1142620.50

STATEMENT - I
CONSOLIDATED FUND OF MIZORAM - DISBURSEMENTS
REVENUE ACCOUNT

(₹ in lakh)

Actuals 2020-21	Budget Estimates 2021-22	Revised Estimates 2021-22	Major Head of Account	Budget Estimates 2022-23
			A - GENERAL SERVICES	
			(a) Organs of State	
2737.99	3139.46	3257.39	2011 - State Legislature	3184.66
845.89	921.20	1013.72	2012 -Governor	815.90
			2013 - Council of Ministers	
37.64	46.98	46.98	(a) Chief Minister's Office	46.98
315.75	404.55	404.55	(b) S.A.D	405.13
			2014 - Administration of Justice	
3628.70	3743.29	4739.78	(a) Law & Judicial	3858.24
			(b) Home	
			2015 - Election	
1574.28	905.96	1770.93	(a) Election Department	900.96
2.00	2.00	2.00	(b) Legislative Assembly Department	2.00
			(c) District Councils	
			(d) State Election Commission	
			(e) UD&PA	
			(f) DC Aizawl	
9142.25	9163.44	11235.35	TOTAL 'A' (a)	9213.87
			(b) Fiscal Services	
			(i) Collection of Taxes on Property & Capital	
-	-	-	2020 - Collection of Taxes on Income & Expenditure	
2369.16	2576.79	2595.35	2029 - Land Revenue	2741.13
63.80	53.18	53.18	2030 - Stamps & Registration	56.00
			(ii) Collection of Taxes on Commodities & Services	
3589.25	4034.49	4042.33	2039 - State Excise	4924.95
1995.52	2282.87	2335.88	2040 - Taxes on Sales, Trade etc.	2256.13
1340.96	2769.97	2769.97	2041 - Taxes on Vehicles	2405.99
-		-	2043 - Collection Charges under State Goods and Service Taxes	
			(iii) Other Fiscal Services	
166.32	189.91	207.29	2047 - Other Fiscal Services	153.20
9525.01	11907.21	12004.00	TOTAL 'A' (b)	12537.40
			(c) Interest Payment & Servicing of Debt.	
4400.10	3504.00	4715.00	2048 - Appropriation for Reduction of debt/ avoidance of Debt	6972.00
40098.50	38394.33	44509.33	2049 - Interest Payment	46213.72
44498.60	41898.33	49224.33	TOTAL 'A' (c)	53185.72

STATEMENT - I
CONSOLIDATED FUND OF MIZORAM - DISBURSEMENTS
REVENUE ACCOUNT

Actuals 2020-21	Budget Estimates 2021-22	Revised Estimates 2021-22	Major Head of Account	Budget Estimates 2022-23
			(d) Administrative Services	
784.77	847.74	964.18	2051 - Public Service Commission	825.08
			2052 - Secretariat General Services	
212.05	225.66	237.86	(a) Chief Minister's Secretariat	250.23
10410.93	12574.00	12649.74	(b) S.A.D	12755.73
202.70	142.79	192.59	(c) Protocol/GAD	140.39
93.65	89.80	95.28	(d) P.A.D	87.80
1717.23	3053.00	2918.16	(e) Finance	3294.00
16.43	21.50	21.50	(f) Vigilance	21.50
			2053 - District Administration	
1111.42	1173.15	1366.95	(a) D.C. Aizawl	1148.05
689.74	653.66	664.56	(b) D.C. Lunglei	701.61
467.20	357.20	520.14	(c) D.C. Siah	513.65
366.49	421.23	435.79	(d) D.C. Champhai	353.51
380.16	414.99	440.08	(e) D.C. Mamit	391.19
460.93	503.70	898.92	(f) D.C Kolasib	431.32
373.40	394.42	415.01	(g) D.C Serchhip	380.15
373.13	344.67	354.78	(h) D.C Lawngtlai	355.21
183.74	206.32	207.29	(i) D.C Saitual	185.96
166.83	188.63	191.28	(j) D.C Khawzawl	160.25
178.33	196.34	202.26	(k) D.C Hnahthial	202.02
396.01	486.21	492.80	(l) Sinlung Hills Council	601.34
194.91	217.67	239.10	(m) Sialkal Tlangdung Development	214.31
77.62		54.21	(n) GAD	
3403.41	3416.63	3603.39	2054 - Treasury & Accounts	3572.82
63149.30	67259.22	69724.51	2055 - Police	63628.24
2582.97	3209.00	3330.63	2056 - Jails	2900.99
36.42	72.05	72.05	2057 - Supplies & Disposals	65.39
1279.52	1472.06	1501.33	2058 - Stationery & Printing	1268.86
6225.83	7146.80	7173.61	2059 - Public Works	6958.01
148.12	194.38	196.38	2062 - Vigilance (Mizoram Lokayukta)	186.25
			2070 - Other Administrative Services	
3552.91	3599.61	3673.39	(a) Home Guards	3687.02
7880.41	9616.13	18597.30	(b) Local Administration Department	9759.75
1698.38	1807.56	1965.46	(c) General Administration Department	1791.59
322.42	347.43	358.89	(d) Administrative Training Institute	349.82
160.80	144.41	163.41	(e) MSSSB	130.06
734.94	769.15	787.40	(f) Vigilance	642.21
1358.99	1494.11	1526.60	(g) Fire Services	1419.12
111392.09	123061.22	136236.83	TOTAL 'A' (d)	119373.43

STATEMENT - I
CONSOLIDATED FUND OF MIZORAM - DISBURSEMENTS
REVENUE ACCOUNT

(₹ in lakh)

Actuals 2020-21	Budget Estimates 2021-22	Revised Estimates 2021-22	Major Head of Account	Budget Estimates 2022-23
			(e) Pension & Miscellaneous Genl.	
148289.60	112464.97	135537.47	2071 - Pension and Other Retirement benefits	172588.90
246.11	215.15	228.31	2075 - Misc. General Services (State Lottery)	234.93
148535.71	112680.12	135765.78	TOTAL 'A' (e)	172823.83
323093.66	298710.32	344466.29	TOTAL 'A' - GENERAL SERVICES	367134.25
			B - SOCIAL SERVICES	
			(a) Education, Sports, Art & Culture	
			2202 - General Education	
118578.89	148917.47	154241.93	(a) School Education	145368.39
4133.26	4116.23	5557.93	(b) SCERT	4025.23
19781.54	23901.78	24619.21	(c) University & Higher Education	24611.35
3153.94	307.79	4179.71	(d) Mizoram Scholarship Board	290.59
1438.80	1694.40	1694.40	2203 - Technical Education	1579.02
2599.35	2561.31	2627.29	2204 - Sports & Youth Services	2422.12
1135.27	1291.93	1303.73	2205 - Arts & Culture	1159.75
150821.05	182790.91	194224.20	TOTAL 'B' (a)	179456.45
			(b) Health & Family Welfare	
51591.71	55372.85	69662.70	2210 - Medical & Public Health	56464.54
3385.95	4224.51	4710.49	2211 - Family Welfare	4085.05
54977.66	59597.36	74373.19	TOTAL 'B' (b)	60549.59
			(c) Water Supply, Sanitation, Housing and Urban Development.	
21440.87	21601.15	27164.77	2215 - Water Supply & Sanitation	21065.28
			2216 - Housing	
73.21	84.31	90.67	a) LAD	80.16
105.48	100.00	109.55	b) PWD	100.00
1212.73	1091.47	1149.78	c) Rural Development	1091.47
			2217 - Urban Development	
324.95	344.35	344.35	a) LAD	324.29
17606.37	31916.34	33187.71	b) UD&PA	59533.49
40763.61	55137.62	62046.83	TOTAL 'B' (c)	82194.69
			(d) Information & Broadcasting	
1152.83	1213.08	1248.51	2220 - Information & Publicity	1160.85
1152.83	1213.08	1248.51	TOTAL 'B' (d)	1160.85

STATEMENT - I
CONSOLIDATED FUND OF MIZORAM - DISBURSEMENTS
REVENUE ACCOUNT

(₹ in lakh)

Actuals 2020-21	Budget Estimates 2021-22	Revised Estimates 2021-22	Major Head of Account	Budget Estimates 2022-23
			(e) Welfare of SC/ST&Other Backward - Classes	
			2225 - Welfare of SC/ST & Other Backward Classes	
19285.50	18755.51	20555.51	a) Lai(LADC)	20723.96
16047.51	15893.75	17367.29	b) Mara(MADC)	17268.99
10638.59	10457.23	11760.75	c) Chakma(CADC)	11210.19
45971.60	45106.49	49683.55	TOTAL 'B' (e)	49203.14
			(f) Labour & Employment	
2460.33	3134.56	3586.43	2230 - Labour & Employment	3333.41
2460.33	3134.56	3586.43	TOTAL 'B' (f)	3333.41
			(g) Social Welfare & Nutrition	
			2235 - Social Security & Welfare	
5839.89	4541.41	7426.39	a) Social Welfare & Tribal Affiars	4499.57
9441.03	7211.67	10539.37	b) Women & Child Development	6628.91
569.90	864.06	1188.46	c) Relief & Rehab.	934.79
413.55	484.79	500.58	d) Sainik	490.03
139.20	100.00	100.00	e) Insurance Scheme(DLI)	100.00
72.15	88.65	90.17	f) Persons with Disabilities	91.66
1172.80	722.25	929.27	2236 - Nutrition (Women & Child Development)	732.99
3727.89	5250.00	5875.95	2245 - Relief on account of Natural Calamities	5450.00
21376.41	19262.83	26650.19	TOTAL 'B' (g)	18927.95
			(h) Others	
-	-	-	2250 - Other Social Services	-
			2251 - Secretariat Social Services	
260.63	298.72	298.72	a) Mizoram State Information Com.	379.89
260.63	298.72	298.72	TOTAL 'B' (h)	379.89
317784.12	366541.57	412111.62	TOTAL 'B'-SOCIAL SERVICES	395205.97
			C - ECONOMIC SERVICES	
			(a) Agriculture & Allied Activities	
			2401 - Crop Husbandry	
11853.94	17062.31	18059.61	a) Agriculture	10433.60
8690.60	8978.49	10153.90	b) Horticulture	8809.71
2039.01	2141.38	3144.57	2402 - Soil & Water Conservation	1980.57
7347.85	7794.83	8168.02	2403 - Animal Husbandry	6332.87
98.16	148.47	148.47	2404 - Dairy Development	138.61
1228.61	988.25	2202.28	2405 - Fisheries	929.03
8401.23	21636.04	25782.95	2406 - Forestry & Wildlife	21133.78

STATEMENT - I
CONSOLIDATED FUND OF MIZORAM - DISBURSEMENTS
REVENUE ACCOUNT

(₹ in lakh)

Actuals 2020-21	Budget Estimates 2021-22	Revised Estimates 2021-22	Major Head of Account	Budget Estimates 2022-23
11790.27	24156.13	24921.38	2408 - Food Storge & Warehousing	23374.88
1390.11	1360.44	1405.51	2415 - Agri. Research & Education	750.70
1462.38	1494.60	1602.82	2425 - Co-operation	1581.67
662.68	789.13	833.05	2435 - Other Agricultural Programme	775.64
54964.84	86550.07	96422.56	TOTAL 'C' (a)	76241.06
			(b) Rural Development	
9108.14	11947.44	12780.81	2501 -Special Programmes for Rural Development	12088.25
12046.14	22584.28	26177.98	2505 - Rural Employment	22623.66
408.25	410.60	488.55	2506 - Land Reforms	422.71
	4150.13		2515 - Other Rural Dev. Programme	
5322.65		6012.73	<i>a) Rural Development</i>	3755.09
711.61		2230.36	<i>b) Local Administration Department</i>	1900.00
27596.79	39092.45	47690.43	TOTAL 'C' (b)	40789.71
			(c) Special Areas Programme	
			2575 - Other Special Areas Programme	
2808.37	4072.00	4242.35	<i>a) Other Special Area Programmes(BADP)</i>	4059.00
5400.00	6000.00	6000.00	<i>b) MLALAD & RSVY</i>	6000.00
8208.37	10072.00	10242.35	TOTAL 'C' (c)	10059.00
			(d) Irrigation & Flood Control	
1243.91	1346.44	1364.25	2702 - Minor Irrigation	1419.59
0.12	0.15	0.15	2705 - Command Area Development	0.15
1244.03	1346.59	1364.40	TOTAL 'C' (d)	1419.74
			(e) ENERGY	
80629.71	69740.29	80589.42	2801 - Power Energy	63755.84
80629.71	69740.29	80589.42	TOTAL 'C' (e)	63755.84
			(f) Industry and Minerals	
			2851 - Village & Small Industries	
4662.22	6064.76	7253.13	<i>a) Industries</i>	4672.00
2233.80	2003.50	2161.77	<i>b) Sericulture</i>	1739.92
171.12	226.83	226.83	2852 - Other Industries	189.59
643.68	724.46	744.69	2853 - Non-Ferrous Mining &M.L. Industries	722.40
7710.82	9019.55	10386.42	TOTAL 'C' (f)	7323.91

STATEMENT - I
CONSOLIDATED FUND OF MIZORAM - DISBURSEMENTS
REVENUE ACCOUNT

(₹ in lakh)

Actuals 2020-21	Budget Estimates 2021-22	Revised Estimates 2021-22	Major Head of Account	Budget Estimates 2022-23
			(g) Transport	
1029.75	382.40	1422.80	3053 - Civil Aviation	360.05
18303.96	46664.90	48889.31	3054 - Roads & Bridges	46252.01
2730.19	3120.47	3768.64	3055 - Road Transport	2097.95
			3056 - Inland Water Transport	
93.42	109.50	109.50	a) PWD	120.22
		20.00	b) Transport	
22157.32	50277.27	54210.25	TOTAL 'C' (g)	48830.23
			(h) Communication	
424.05	459.27	506.47	3275 - Other Communication Services	490.60
424.05	459.27	506.47	TOTAL OF 'C' (h)	490.60
			(i) Science, Technology & Environment	
818.91	702.44	829.81	3425 - Other Scientific Research	706.69
145.29	161.55	162.16	3435 - Ecology & Environment	168.38
964.20	863.99	991.97	TOTAL OF 'C' (i)	875.07
			(j) General Economic Services	
1362.08	1380.20	1626.26	3451 - Secretariat Economic Services	1304.97
1129.67	1089.78	1117.63	3452 - Tourism	1137.45
1450.23	1475.71	1639.57	3454 - Census, Surveys & Statistics	1558.73
2310.36	2701.00	2930.57	3456 - Civil Supplies	2265.46
449.22	518.37	618.92	3475 - Other Gen. Eco. Services (Weight & Measures)	459.10
6701.56	7165.06	7932.95	TOTAL 'C' (j)	6725.71
210601.69	274586.54	310337.22	TOTAL 'C' ECONOMIC SERVICES	256510.87
851479.47	939838.43	1066915.13	TOTAL - REVENUE DISBURSEMENT (GROSS)	1018851.09
	18200.00	18200.00	Deduct: Stock Recoveries	18200.00
	100.00	100.00	2058 - Printing & Stationery Department	100.00
	100.00	100.00	2059 - Public Works Department	100.00
	-	-	2215 - Public Health Engineering Department	
	18000.00	18000.00	2408 - Food, Storage & Warehousing	18000.00
	-	-	2810 - Power & Electricity Department	
851479.47	921638.43	1048715.13	Total : Revenue Disbursement NET	1000651.09

STATEMENT - I
CONSOLIDATED FUND OF MIZORAM - RECEIPTS
CAPITAL ACCOUNT

(₹ in lakh)

Actuals 2020-21	Budget Estimates 2021-22	Revised Estimates 2021-22	Major Head of Account	Budget Estimates 2022-23
			E - PUBLIC DEBT	
			6003 - Internal Debt of the State Govt.	
94521.32	100000.00	100000.00	101 - Market Loans	90000.00
-			103 - Loans from LIC of India	
19566.12	17000.00	17000.00	105 - Loans from NABARD	17000.00
-			106 - Compensation & Other Bonds	
67.50	1000.00	1000.00	108 - Loans from NCDC	500.00
			109 - Loans from Other Institutions	
172.77	500.00	500.00	(a) REC	200.00
-			(b) HUDCO	
28.09	1000.00	1000.00	(c) PFC	200.00
			(d) SIDBI	35000.00
122014.00	10000.00	386287.58	110 - W&MA from the Reserve Bank of India	100000.00
-			111 - Special Securities issued to NSSF of the Central Government	
-	-	-	800 - Other Loans	-
236369.80	129500.00	505787.58	TOTAL (6003) INTERNAL DEBT OF STATE GOVT	242900.00
			6004 - Loans & Advances from the Central Govt.	
			09 - Loans for State/UT with Legislature Schemes	
24761.72	3052.13	3052.13	101 - Block Loans	1934.00
-	-	-	102 - Scheme of North Eastern Council	-
	-	29999.00	106 - Special Assistance	10000.00
24761.72	3052.13	33051.13	TOTAL (6004) LOANS & ADVANCES FROM THE CENTRAL GOVERNMENT	11934.00
261131.52	132552.13	538838.71	TOTAL 'E' PUBLIC DEBT	254834.00
			F - LOANS & ADVANCES (RECOVERIES)	
-	0.12	0.12	6202 - Loans for Education, Sports, Art & Culture	0.10
-	0.12	0.12	6210 - Loans for Medical & Public Health	0.10
-	0.12	0.12	6212 - Loans for Nutrition	0.10
123.05	170.00	170.00	6216 - Loans for Housing	130.00
-	1.19	1.19	6217 - Loans for Urban Development	0.10
160.86	230.00	230.00	6425 - Loans for Co-operation	230.00
-	2.38	2.38	6552 - Loans for NEA	0.10
-	-	-	6851 - Loans for Village & Small Industries	-
2982.82	2352.24	2900.00	7610 - Loans for Govt. Servants etc.	3000.00
101.80			7615 - Miscellaneous Loans	
3368.53	2756.17	3303.93	TOTAL 'F' LOANS & ADVANCES	3360.50
264500.05	135308.30	542142.64	TOTAL CAPITAL RECEIPTS (E&F)	258194.50
774066.87	979580.48	1029873.89	REVENUE RECEIPTS BROUGHT FORWARD	1142620.50
1038566.92	1114888.78	1572016.53	TOTAL - CONSOLIDATED FUND OF THE STATE (RECEIPTS)	1400815.00

STATEMENT - I
CONSOLIDATED FUND OF MIZORAM - DISBURSEMENTS
CAPITAL ACCOUNTS

(₹ in lakh)

Actuals 2020-21	Budget Estimates 2021-22	Revised Estimates 2021-22	Major Head of Account	Budget Estimates 2022-23
			A - CAPITAL ACCOUNT OF GENERAL SERVICES	
612.90	93000.00	15000.00	4047 - C.O. Other Fiscal Services	131249.99
		1236.17	4055 - C.O. on Police	
3616.47		3722.77	4059 - C.O. on Public Works	
34.26			4070 - C.O. on Other Administrative Services	
4263.63	93000.00	19958.94	TOTAL 'A' CAPITAL ACCOUNTS OF - GENERAL SERVICES	131249.99
			B - CAPITAL ACCOUNT OF SOCIAL SERVICES	
			(a) Education, Sports, Art & Culture	
			4202 - C.O. on Education, Sports, Art & Culture	
1061.60		2706.00	a) General Education	
647.99		200.00	b) University & Higher Education	
605.52		33.05	c) Art & Culture	
1675.00			d) Sports & Youth Services	
3990.11		2939.05	TOTAL 'B' (a)	
			(b) Health & Family Welfare	
2475.02	2776.26	11729.14	4210 - C.O. on Medical & Public Health	11514.00
			(c) Water Supply & Sanitation, Housing Development	
24746.89	24798.80	33609.97	4215 - C.O. on Water Supply & Sanitation	26048.81
54.82			4216 - C.O. on Housing	
9975.10	10712.28	14130.82	4217 - C.O. on Urban Development	10934.00
37251.83	38287.34	59469.93	TOTAL 'B' (b) & (c)	48496.81
			(d) Information & Broadcasting	
		600.00	4220 - C.O. on Information & Publicity	
10414.28		10537.04	4225 - C.O. on Welfare of SC.ST & OBC	
	2900.00		4235 - C.O. on Social Security & Welfare	
4199.57		4371.92	a) Social Welfare	2900.00
136.50		14.76	b) Women & Child Development	
14750.35	2900.00	15523.72	TOTAL 'B' (d)	2900.00
			(h) Capital Account of Others Social Services	
			4250 - C.O. on Other Social Services	
55992.29	41187.34	77932.70	TOTAL 'B' CAPITAL ACCOUNT OF - SOCIAL SERVICES	51396.81

STATEMENT - I
CONSOLIDATED FUND OF MIZORAM - DISBURSEMENTS
CAPITAL ACCOUNT

(₹ in lakh)

Actuals 2020-21	Budget Estimates 2021-22	Revised Estimates 2021-22	Major Head of Account	Budget Estimates 2022-23
			C - CAPITAL ACCOUNT OF ECONOMIC SERVICES	
			(a) Capital Accounts of Agriculture & Allied Activities	
	-		4401 - C.O. on Crop Husbandry	-
1322.00		1216.00	<i>a) Agriculture</i>	6320.00
591.29		960.41	<i>b) Horticulture</i>	
	-	-	4402 - C.O. on Soil & Water Conservation	-
808.72	-	1142.81	4403 - C.O. on Animal Husbandry	-
-	-	-	4406 - C.O. on Forestry & Wildlife	4782.00
894.82		3360.07	4408 - C.O. on Food Storage & Warehousing	
831.88		141.20	4415 - C.O. on Agricultural Research & Education	
15.00			4425 - C.O. on Co-operation	
1505.31	-	586.00	4435 - C.O. on Other Agricultural Programmes	-
5969.02		7406.49	TOTAL 'C' (a)	11102.00
			(b) Capital Account on Rural Development	
295.31	-	941.13	4515 - C.O. On Other Rural Programmes	
			(c) Capital Account on Special Areas	
-	-	-	4552 - C.O. on North Eastern Areas	
			4575 - C.O. on Other Special Areas Programmes	
			(d) Capital Accounts on Irrigation & Flood- Control.	
2686.52	4500.00	4893.93	4702 - C.O. on Minor Irrigation	7833.34
2981.83	4500.00	5835.06	TOTAL 'C' (b), (c) & (d)	7833.34
			(e) Capital Accounts of Energy	
5369.56	732.19	9422.58	4801 - C.O. on Power Project	732.19
			(f) Capital Accounts on Industry	
6.00		400.00	4851 - C.O. on Village & Small Industries	
			(g) Capital Accounts on Transport	
4530.39		783.60	5053 - C.O. on Civil Aviation	
33109.18	2000.00	36914.22	5054 - C.O. on Road & Bridges	64000.00
11.00		60.06	5055 - C.O. on Road Transport	
43026.13	2732.19	47580.46	TOTAL 'C' (e), (f) & (g)	64732.19

STATEMENT - I
CONSOLIDATED FUND OF MIZORAM - DISBURSEMENTS
CAPITAL ACCOUNT

(₹ in lakh)

Actuals 2020-21	Budget Estimates 2021-22	Revised Estimates 2021-22	Major Head of Account	Budget Estimates 2022-23
			(h) Capital Account on Tourism	
224.00	-	606.00	5452 - C.O. on Tourism	
		94.20	5425 - C.O. on Other Scientific and Environmental Researches	
140.24	325.00	474.25	5475 - C.O. on General Economic Services	
364.24	325.00	1174.45	TOTAL 'C' (h)	0.00
52341.22	7557.19	61996.46	TOTAL OF 'C' ECONOMIC SERVICES	83667.53
112597.14	141744.53	159888.10	TOTAL OF CAPITAL OUTLAY (GROSS)	266314.33
			DEDUCT RECOVERIES	
			4408 - C.O. on food storage and warehousing	
112597.14	141744.53	159888.10	TOTAL OF CAPITAL ACCOUNT (NET)	266314.33

STATEMENT - I
CONSOLIDATED FUND OF MIZORAM - DISBURSEMENTS
CAPITAL ACCOUNT

(₹ in lakh)

Actuals 2020-21	Budget Estimates 2021-22	Revised Estimates 2021-22	Major Head of Account	Budget Estimates 2022-23
			E - PUBLIC DEBT	
			6003 - Internal Debt of the State Govt.	
26665.00	30000.00	30000.00	101 - Market Loans	18575.00
2159.74	1761.69	1761.69	103 - Loans from LIC of India	1270.99
6067.33	5363.49	7763.48	105 - Loan from NABARD	8918.51
-		-	106 - Compensation and Other Bonds	
623.93	615.20	628.70	108 - Loans from NCDC	619.80
351.70			109 - Loans from other institutions	
	250.00	378.93	(a) REC	441.51
-		-	(b) HUDCO	
	59.44	59.44	(c) PFC	33.75
122014.00	10000.00	386287.58	110 - W&MA from RBI	100000.00
1671.04	896.00	896.00	111 - Special Securities issued to NSSF of the Central Government	1430.02
159552.74	48945.82	427775.82	TOTAL (6003) INTERNAL DEBT OF STATE GOVT	131289.58
			6004 - Loans & Advances from the Central Govt.	
			01 - Non-Plan Loans	
	-	-	201 - House Building Advances	
	-	-	800 - Other Loans	
			02 - Loans for State/ Union Territory Plan Schemes	
2236.43	2500.00	2500.00	101 - Block Loans	2500.00
			04 - Loans for Centrally Sponsored Schemes	
-	-	-	800 - Other Loans	
			05 - Loans for Special Schemes	
-	-	-	101 - Schemes of NEC	
2236.43	2500.00	2500.00	TOTAL (6004) LOANS & ADVANCES FROM THE CENTRAL GOVERNMENT	2500.00
161789.17	51445.82	430275.82	TOTAL 'E' PUBLIC DEBT	133789.58

STATEMENT - I
CONSOLIDATED FUND OF MIZORAM - DISBURSEMENTS
CAPITAL ACCOUNT

(₹ in lakh)

Actuals 2020-21	Budget Estimates 2021-22	Revised Estimates 2021-22	Major Head of Account	Budget Estimates 2022-23
			F - LOANS AND ADVANCES	
	-	-	6202 - Loans for Education	
	-	-	6210 - Loans for Medical & Public Health	
	-	-	6212 - Loans for Nutrition	
	-	-	6216 - Loans for Housing	
	-	-	6217 - Loans for Urban Development	
	-	217.51	6425 - Loans for Co-operation	
	-	-	6552 - Loans for NEA	
	-	-	6851 - Loans for Village & Small Industries	
			7610 - Loans for Govt. Servants etc.	
290.00	60.00	60.00	a) Assembly Secretariat (MLA)	60.00
			b) Finance	
			c) Others	
290.00	60.00	277.51	TOTAL 'F' LOANS & ADVANCES	60.00
			H - TRANSFER TO CONTINGENCY FUND	
-	-	-	7999 - Appropriation to the Contingency Fund	-
-	-	-	TOTAL 'H' TRANSFER TO CONTINGENCY FUND	-
162079.17	51505.82	430553.33	TOTAL ('E' + 'F' + 'H')	133849.58
274676.31	193250.35	590441.43	TOTAL - CAPITAL DISBURSEMENTS (Net of Recoveries) E+F+H+Capital Acct. (NET)	400163.91
			Deduct Advances from Contingency Fund	
274676.31	193250.35	590441.43	CAPITAL DISBURSEMENT (Net of Advances from Contingency Fund)	400163.91
851479.47	921638.43	1048715.13	REVENUE DISBURSEMENTS (Brought Forward)(Net)	1000651.09
1126155.78	1114888.78	1639156.56	TOTAL-CONSOLIDATED FUND OF THE STATE (DISBURSEMENTS) (Net)	1400815.00
			Add: Advances from Contingency Fund	
1126155.78	1114888.78	1639156.56	TOTAL: CONSOLIDATED FUND OF THE STATE (Net of Stock Recoveries)	1400815.00
0.00	18200.00	18200.00	Add: Stock Recoveries + Advances from Contingency Fund	18200.00
1126155.78	1133088.78	1657356.56	TOTAL CONSOLIDATED FUND OF THE STATE (Disbursements) (Gross)	1419015.00

STATEMENT - I (A)
DISBURSEMENT CHARGED ON THE CONSOLIDATED
FUND OF MIZORAM

(₹ in lakh)

Actuals 2020-21	Budget Estimates 2021-22	Revised Estimates 2021-22	Major Head of Account	Budget Estimates 2022-23
			REVENUE DISBURSEMENT (CHARGED)	
124.64	109.64	124.64	State Legislature	124.64
815.56	890.60	968.12	Governor	785.30
970.60	1070.20	1167.30	Administration of Justice	1055.11
148.12	194.38	196.38	Vigilance	186.25
784.77	847.74	964.18	Public Service Commission	825.08
4400.10	3504.00	4715.00	Appropriation for reduction or avoidance of Debt.	6972.00
40098.50	38394.33	44509.33	Interest Payment	46213.72
47342.29	45010.89	52644.95	TOTAL - DISBURSEMENT REVENUE ACCOUNT (CHARGED)	56162.10
			CAPITAL DISBURSEMENT (CHARGED)	
159552.74	48945.82	425375.83	Internal Debt of the State	131289.58
2236.43	2500.00	2500.00	Loans & Advance from Govt. of India.	2500.00
161789.17	51445.82	427875.83	TOTAL - DISBURSEMENT CAPITAL ACCOUNT (CHARGED)	133789.58
209131.46	96456.71	480520.78	TOTAL - DISBURSEMENT (CHARGED)	189951.68

STATEMENT - II
CONTINGENCY FUND OF MIZORAM - RECEIPTS

(₹ in lakh)

Actuals 2020-21	Budget Estimates 2021-22	Revised Estimates 2021-22	Major Head of Account	Budget Estimates 2022-23
			8000 - Contingency Fund 201 - Appropriation from Consolidated Fund	
-	-	-	a) Transfer from Consolidated Fund of the State	-
-	-	-	b) Recoveries of Advances of Contingency Fund	-
-	-	-	TOTAL RECEIPTS	-

STATEMENT - II
CONTINGENCY FUND OF MIZORAM - DISBURSEMENTS

(₹ in lakh)

Actuals 2020-21	Budget Estimates 2021-22	Revised Estimates 2021-22	Major Head of Account	Budget Estimates 2022-23
			8000 - Contingency Fund	
-	-	-	1) Advances from Contingency Fund	-
-	-	-	TOTAL DISBURSEMENTS	-

**STATEMENT - III
PUBLIC ACCOUNT - RECEIPTS**

(₹ in lakh)

Actuals 2020-21	Budget Estimates 2021-22	Revised Estimates 2021-22	Major Head of Account	Budget Estimates 2022-23
			PUBLIC ACCOUNT RECEIPTS	
			I - SMALL SAVING, PROVIDENT FUND ETC.	
70192.39	96000.00	96000.00	8009 - State Provident Funds	96000.00
1568.19	1800.00	1800.00	8011 - Insurance & Pension Funds	1800.00
71760.58	97800.00	97800.00	TOTAL 'I' SMALL SAVING -PROVIDENT FUNDS ETC.	97800.00
			J - RESERVE FUNDS	
			(a) Reserve Funds bearing interest	
5054.41	4000.00	4000.00	8121 - General and other Reserve Funds	5450.00
			(b) Reserve Funds not bearing interest	
3700.09	3304.00	3304.00	8222 - Sinking Funds	5246.00
700.01	200.00	200.00	8235 - General and other Reserve Funds	1726.00
9454.51	7504.00	7504.00	TOTAL OF 'J' RESERVE FUNDS	12422.00
			K - DEPOSITS AND ADVANCES	
			(a) Deposits bearing interest	
-	-	-	8336 - Civil Deposits	
			8342 - Other Deposits	
-	-	-	8338 - Deposits of Local Funds	
			(b) Deposits not bearing interest	
154032.20	155000.00	155000.00	8443 - Civil Deposits	155000.00
			8448 - Deposits of Local Funds	
0.02	200.00	200.00	8449 - Other Deposits	200.00
			(c) Advances	
512.89	1000.00	1000.00	8550 - Civil Advances	800.00
154545.11	156200.00	156200.00	TOTAL 'K' DEPOSITS & ADVANCES	156000.00
			L - SUSPENSE AND MISCELLANEOUS	
293947.35	100.00	100.00	8658 - Suspense Accounts	300000.00
-	-	-	8670 - Cheques & Bills	
15520.49	-	-	8671 - Departmental Balances	
617347.30	900000.00	900000.00	8673 - Cash Balance Investment Account	600000.00
			8674 - Security Deposits made by Govt.	
-	1000.00	1000.00	8675 - Deposits with Reserve Bank	
-	1.00	1.00	8679 - Accounts with Governments of other Countries	
926815.14	901101.00	901101.00	TOTAL 'L' SUSPENSE AND MISCELLANEOUS	900000.00
			M - REMITTANCES	
			(a) Money orders & other Remittance	
294881.95	250000.00	250000.00	8782 - Cash Remittances & Adjustments between officers rendering accounts to the same Account Officer	250000.00
			(b) Inter-Govt. Adjustment Accounts	
-			8786 - Adjustment Account between Central and State Govt.	
827.73	800.00	800.00	8793 - Inter-State Suspense Account	800.00
295709.68	250800.00	250800.00	TOTAL 'M' REMITTANCES	250800.00
1458285.02	1413405.00	1413405.00	TOTAL - PUBLIC ACCOUNT RECEIPTS	1417022.00
2496851.94	2528293.78	2985421.53	TOTAL RECEIPTS (STATEMENT I+II+III)	2817837.00
-3049.63	-66165.62	-12334.59	8999 - Cash Balance (Opening)	-13309.00
2493802.31	2462128.16	2973086.94	GRAND TOTAL	2804528.00

**STATEMENT - III
PUBLIC ACCOUNT - DISBURSEMENT**

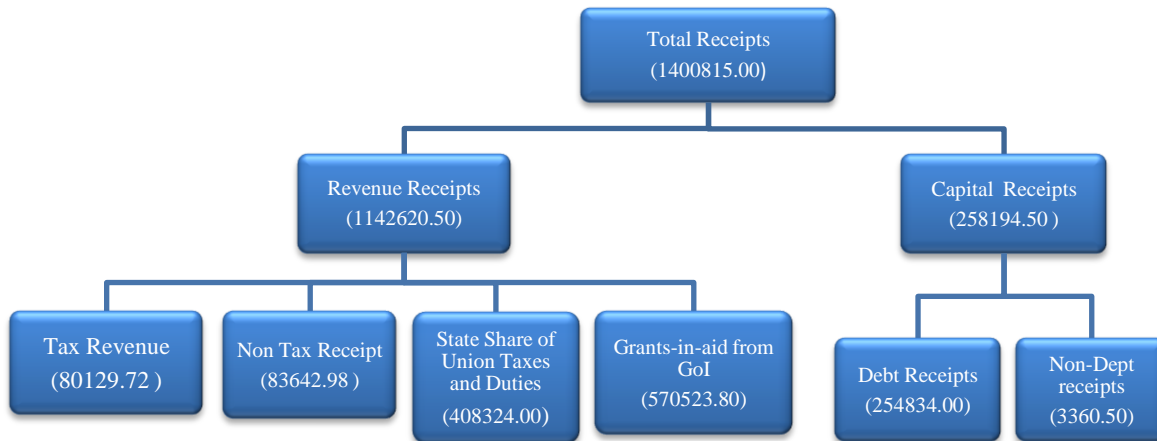
(₹ in lakh)

Actuals 2020-21	Budget Estimates 2021-22	Revised Estimates 2021-22	Major Head of Account	Budget Estimates 2022-23
			PUBLIC ACCOUNT DISBURSEMENTS	
			I. SMALL SAVING PROVIDENT FUND ETC.	
48771.41	90000.00	90000.00	8009 - State Provident Funds	90000.00
1400.21	1700.00	1700.00	8011 - Insurance & Pension Funds	1700.00
50171.62	91700.00	91700.00	TOTAL 'I' SMALL SAVING PROVIDENT - FUNDS ETC.	91700.00
			J - RESERVE FUNDS	
			(a) - Reserve Funds bearing interest	
4361.08	3500.00	3500.00	8121 - General and other Reserve Funds	5350.00
			(b) - Reserve Funds not bearing interest	
3700.09	3304.00	3304.00	8222 - Sinking Funds	5246.00
700.01	200.00	200.00	8235 - General & Other Reserve Funds	1726.00
8761.18	7004.00	7004.00	TOTAL J - RESERVE FUNDS	12322.00
			K - DEPOSITS & ADVANCES	
			(a) Deposits bearing interest	
-	-	-	8336 - Civil Deposits	
			8338 - Deposits of Local Funds	
-	-	-	8342 - Other Deposits	
			(b) Deposit not bearing interest	
155374.14	100000.00	100000.00	8443 - Civil Deposits	150000.00
	-	-	8448 - Deposits of Local Funds	
	50.00	50.00	8449 - Other Deposits	50.00
			(c) Advances	
1505.68	1000.00	1000.00	8550 - Civil Advances	800.00
156879.82	101050.00	101050.00	TOTAL 'K' DEPOSITS & ADVANCES	150850.00
			L - SUSPENSE AND MISCELLANEOUS	
255808.67	100.00	100.00	8658 - Suspense Account	300000.00
-	-	-	8670 - Cheque & Bills	
16117.89	-	-	8671 - Departmental Balances	
610154.00	900000.00	900000.00	8673 - Cash Balance Investment Account	600000.00
	-	-	8674 - Security Deposits made by Govt.	
-	1000.00	1000.00	8675 - Deposits with Reserve Bank	
0.33	1.00	1.00	8679 - Accounts with Governments of other Countries	
882080.89	901101.00	901101.00	TOTAL 'L' SUSPENSE AND MISCELLANEOUS	900000.00
			M - REMITTANCES	
			(a) Money Orders and other remittance	
281430.96	245884.00	245884.00	8782 - Cash Remittances & Adjustments between officers rendering accounts to the same Account Officer	246000.00
			(b) Inter-Govt. Adjustment Account	
-			8786 - Adjustment Account between Central and State Govt.	
656.65	500.38	500.38	8793 - Inter-State Suspense Account	500.00
282087.61	246384.38	246384.38	TOTAL 'M' REMITTANCES	246500.00
1379981.12	1347239.38	1347239.38	TOTAL - PUBLIC ACCOUNT DISBURSEMENT	1401372.00
2506136.90	2462128.16	2986395.94	TOTAL DISBURSEMENT - STATEMENT (I+II+III)	2802187.00
-12334.59	0.00	-13309.00	8999 - Cash Balance (Opening)	2341.00
2493802.31	2462128.16	2973086.94	GRAND TOTAL	2804528.00

**Chart No. 1: Composition of Receipts 2022-23 (BE)
(₹ in lakh)**



Chart No. 2: Components and Sub-components of resources 2022-23 (BE) (₹ in lakh)



**Chart No. 3: Composition of Receipts 2022-23 (BE)
(including Public Account Receipts) (₹ in lakh)**

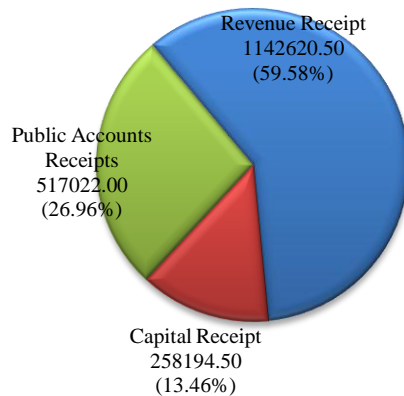


Chart No. 4: Trends showing Share of Components of Total Expenditure 2022-23 (BE) (₹ in lakh)

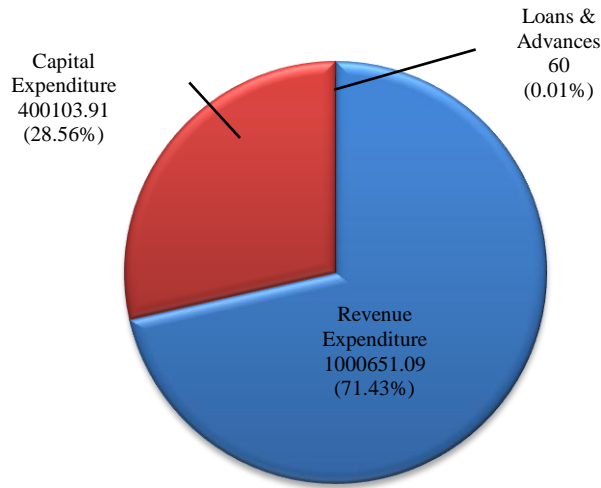
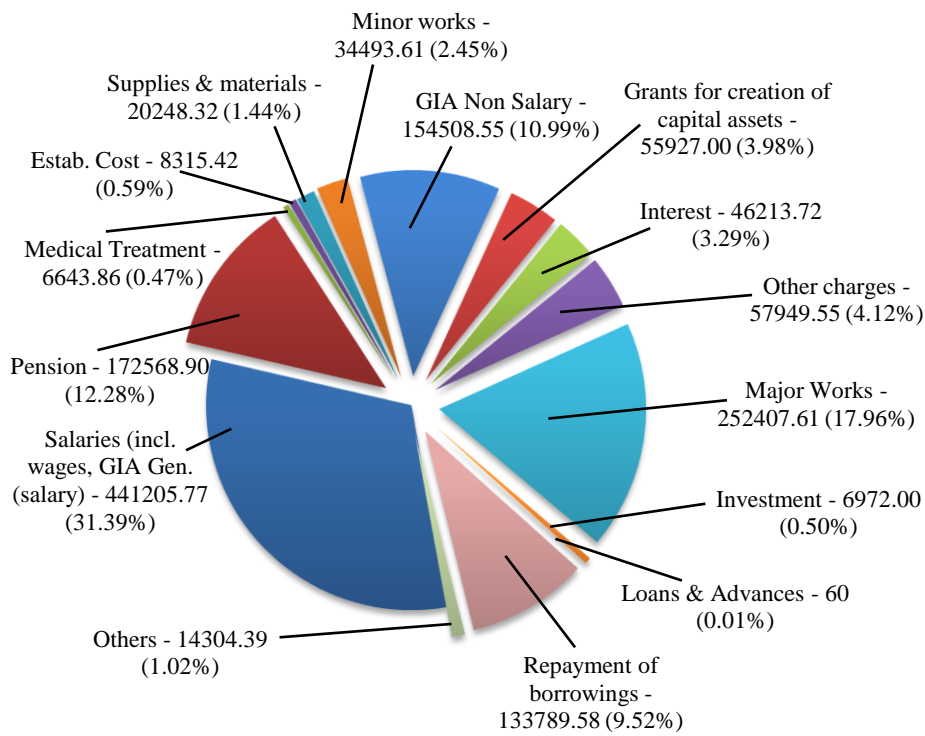
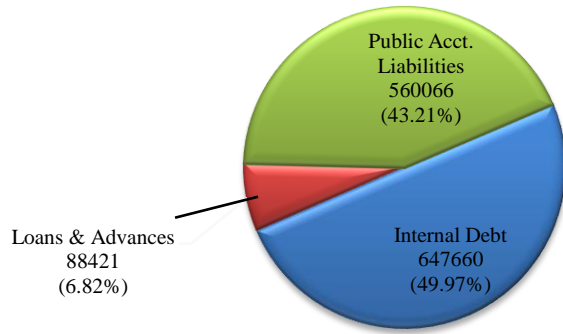


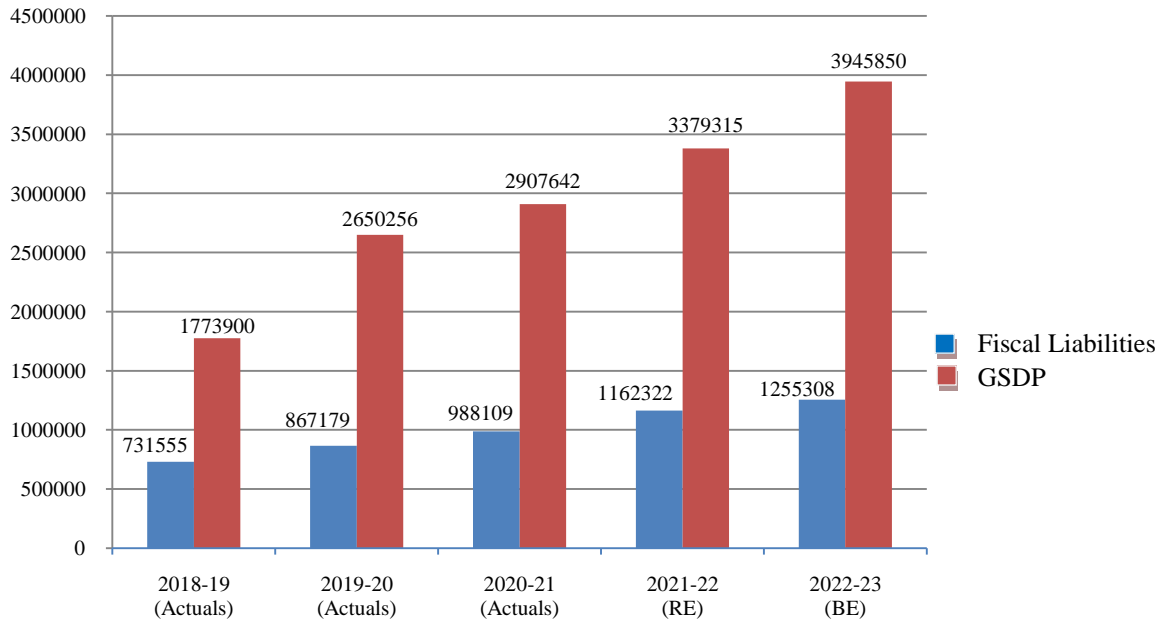
Chart No. 5: Object Headwise Expenditure 2022-23 (BE) (₹ in lakh)



**Chart No. 6: Composition of Outstanding Fiscal Liabilities
2022-23 (BE) (₹ in lakh)**



**Chart No. 7: Trend showing Fiscal Liabilities & GSDP
from 2018-19 (₹ in lakh)**



**Chart No. 8: Trend showing Percentage of Fiscal Liabilities
over GSDP from 2018-19**

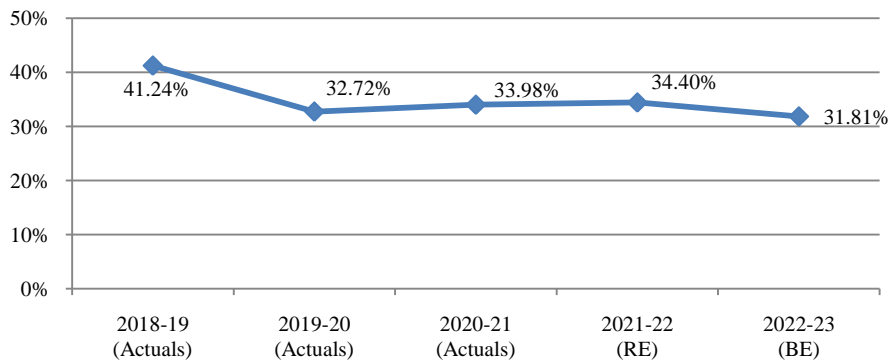
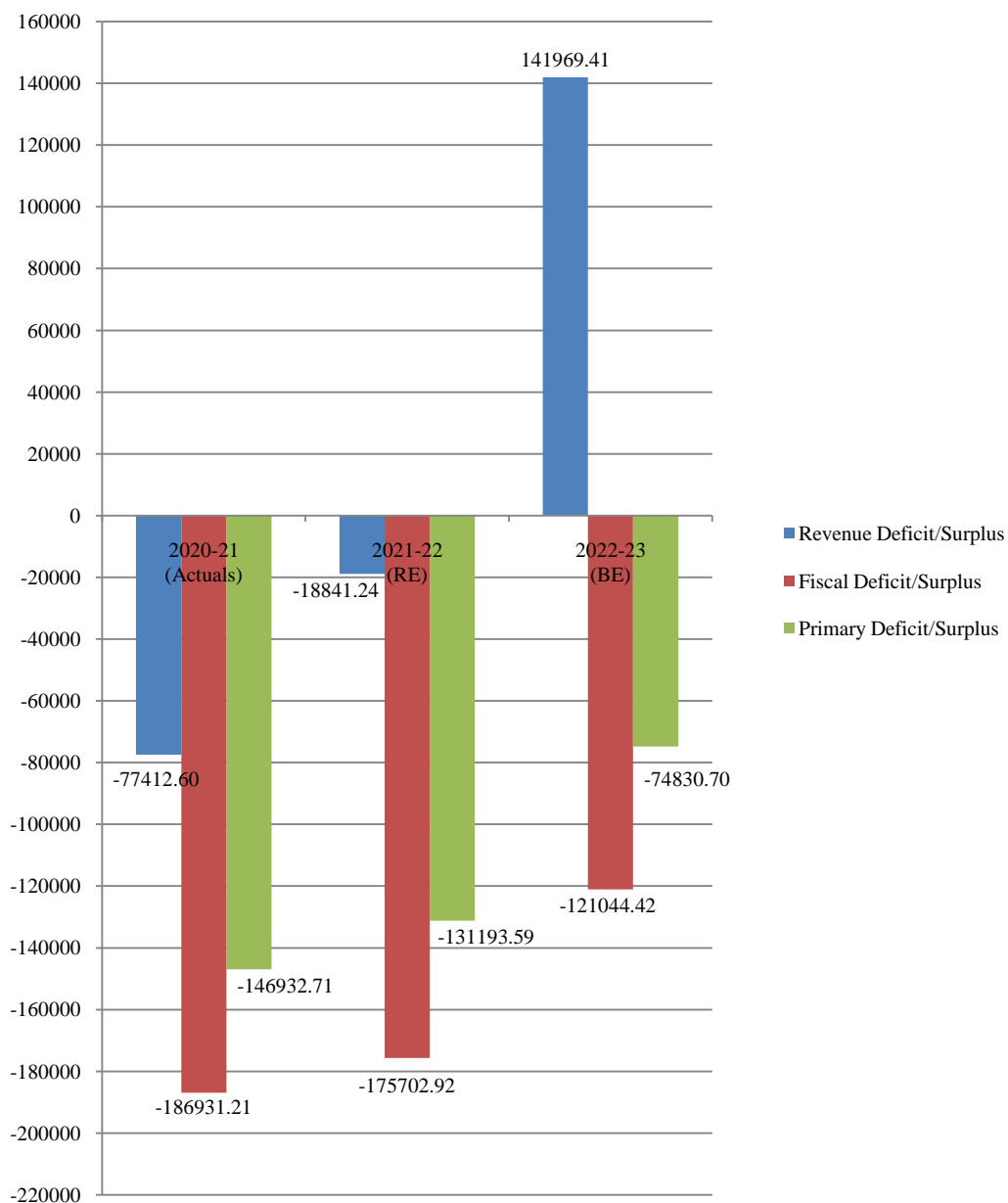


Chart No. 9: Trends in Deficit Indicators
(₹ in lakh)



Indicators	2020-21 (Actuals)	2021-22 (RE)	2022-23 (BE)
Revenue Deficit/Surplus	(-) 77412.60	(-) 18841.24	141969.41
Fiscal Deficit	(-) 186931.21	(-) 175702.92	(-) 121044.42
Primary Deficit	(-) 146832.71	(-) 131193.59	(-) 74830.70