



सत्यमेव जयते



GOVERNMENT OF MIZORAM

ANNUAL FINANCIAL STATEMENT 2023 - 2024

(13th February, 2023)

**[The Recommendation of the Governor required under
article 202(1) of the Constitution of India has been obtained]**

SUMMARY OF FINANCIAL POSITION

(₹ in lakh)

Actuals 2021-22	Budget Estimates 2022-23	Revised Estimates 2022-23	Major Head of Account	Budget Estimates 2023-24
-12334.59	-13309.00	-50748.54	OPENING BALANCE	-64001.58
			A - CONSOLIDATED FUND	
			1 - Revenue Account	
915973.85	1142620.50	1244380.24	(i) Receipts	1148662.54
855749.35	1000651.09	1184075.00	(ii) Expenditure	1106875.78
60224.50	141969.41	60305.24	1 - Revenue Deficit (-) / Surplus (+)	41786.76
-100437.84	-266314.33	-273570.74	2 - C.O. On Capital Account (Net)	-169667.99
			3 - Public Debt	
456028.12	254834.00	316084.00	(i) Receipts	268971.60
379794.86	133789.58	134802.88	(ii) Repayments	144250.87
76233.26	121044.42	181281.12	3 - Public Debt (Net)	124720.73
			4 - Loans & Advances	
3217.37	3360.50	3360.50	(i) Recoveries	3360.50
257.51	60.00	279.16	(ii) Advances	200.00
2959.86	3300.50	3081.34	4 - Loans & Advances (Net)	3160.50
			5 - Transfer to Contingency Fund (Net)	
38979.78	0.00	-28903.04	TOTAL 'A' - CONSOLIDATED FUND (NET)	0.00
-37253.48	-121044.42	-210184.16	Fiscal Deficit (-)	-124720.73
7810.65	-74830.70	-153065.32	Primary Deficit (-)/ Surplus (+)	-58497.32
			B - CONTINGENCY FUND (NET)	-
			C - PUBLIC ACCOUNT	
29238.51	6100.00	6100.00	(i) Provident Funds, etc. (Net)	-900.00
1463.80	100.00	100.00	(ii) Reserve Funds (Net)	-550.00
-37951.00	5150.00	5150.00	(iii) Deposits & Advances (Net)	-7350.00
-55140.14	0.00	0.00	(iv) Suspense and Miscellaneous (Net)	0.00
-15004.89	4,300.00	4,300.00	(v) Remittances (Net)	9950.00
-77393.72	15650.00	15650.00	TOTAL 'C' PUBLIC ACCOUNT (NET)	1150.00
-38413.94	15650.00	-13253.04	BUDGET DEFICIT (-) / SURPLUS(+)	1150.00
-50748.54	2341.00	-64001.58	CLOSING BALANCE	-62851.58

STATEMENT - I
CONSOLIDATED FUND OF MIZORAM - RECEIPTS
REVENUE ACCOUNT

(₹ in lakh)

Actuals 2021-22	Budget Estimates 2022-23	Revised Estimates 2022-23	Major Head of Account	Budget Estimates 2023-24
			A - TAX REVENUE	
			I - STATE'S OWN TAX REVENUE	
			(a) Goods and Services Tax	
63233.85	59800.00	77000.00	0006 - State Goods and Service Tax	86500.00
63233.85	59800.00	77000.00	TOTAL (a) - Goods and Service Tax	86500.00
			(b) Taxes on Income & Expenditure	
0.07	0.26	0.26	0020 - Corporation Tax	0.29
0.15	0.26	0.26	0021 - Taxes on Income other than Corporation Tax	0.29
1518.25	1700.00	1500.00	0028 - Other Taxes on Income & Expenditure	1500.00
1518.47	1700.52	1500.52	TOTAL (b) - Taxes on Income & Expenditure	1500.58
			(c) Taxes on Property, Capital & other Transactions	
1304.40	1900.00	1900.00	0029 - Land Revenue	1950.00
748.31	1127.98	1127.98	0030 - Stamps & Registration Fees	1447.67
2052.71	3027.98	3027.98	TOTAL (c) - Taxes on Property, Capital & other Transactions	3397.67
			(d) Taxes on Commodities & Service other than GST	
178.86	100.00	150.00	0039 - State Excise	180.00
15075.49	11502.00	11502.00	0040 - Taxes on Sale, Trade, etc.	12000.00
2789.48	3494.72	3494.72	0041 - Taxes on Vehicles	4255.53
538.90	503.00	503.00	0042 - Other Taxes on Goods & Passengers	596.00
5.06	1.51	1.51	0045 - Other Taxes & Duties on Commodities & Services	
18587.79	15601.23	15651.23	TOTAL (d) - Taxes on Commodities & Services other than GST	17031.53
85392.82	80129.72	97179.72	TOTAL OF I - STATE'S OWN TAX REVENUE	108429.78
			II - DEVOLUTION OF CENTRAL TAXES & DUTIES	
			(a) Taxes on Income & Expenditure	
122541.00	127494.00	147899.00	0020 - Corporation Tax	163465.00
128788.00	123133.00	143692.00	0021 - Taxes on Income Other than Corporation Tax	159030.00
1.00			0028 - Other Taxes on Income and Expenditure	
251330.00	250627.00	291591.00	TOTAL(a) Taxes on Income & Expenditure	322495.00
			(b) Taxes on Property, Capital & other Transactions	
17.00	-5.00	-5.00	0032 - Taxes on Wealth	-4.00
17.00	-5.00	-5.00	TOTAL (b) Taxes on Property, Capital & other Transactions	-4.00
			(c) Taxes on Commodities & Service other than GST	
27641.00	17704.00	12623.00	0037 - Customs	16201.00
12721.00	5514.00	6314.00	0038 - Union Excise Duties	6786.00
3249.00	410.00	207.00	0044 - Service Tax	103.00
432.00			0045 - Other Taxes & Duties on Commodities & Services	
44043.00	23628.00	19144.00	TOTAL (c) Taxes on Commodities & Services other than GST	23090.00
			(d) Goods & Services Tax	
126897.00	134074.00	147170.00	0005 - Central Goods and Services Tax	165144.00
-	-	-	0008 - Integrated Goods and Services Tax	-
126897.00	134074.00	147170.00	TOTAL(d) Goods & Services Tax	165144.00
422287.00	408324.00	474525.00	TOTAL of II - Devolution of Central Taxes & Duties	510725.00
507679.82	488453.72	571704.72	TOTAL of 'A' Tax Revenue	619154.78

STATEMENT - I
CONSOLIDATED FUND OF MIZORAM - RECEIPTS
REVENUE ACCOUNT

(₹ in lakh)

Actuals 2021-22	Budget Estimates 2022-23	Revised Estimates 2022-23	Major Head of Account	Budget Estimates 2023-24
			B. STATE'S OWN NON-TAX REVENUE	
			(a) - Fiscal Services	
1886.04	22.00	22.00	0047 - Other Fiscal Services	2074.64
1886.04	22.00	22.00	TOTAL (a) - Fiscal Services	2074.64
			(b) - Interest Receipts, Dividends and Profits	
4182.55	5837.69	5837.69	0049 - Interest Receipt	4600.81
4182.55	5837.69	5837.69	TOTAL (b) - Interest Receipts, Dividends and Profits	4600.81
			(c) - Other Non-Tax Revenues	
			(i) General Services	
9.06	35.63	35.63	0051 - Public Service Commission	9.97
235.24	120.20	156.20	0055 - Police	183.82
6.37	4.80	4.80	0056 - Jails	5.28
-	-	-	0057 - Supplies & Disposals	-
78.70	214.72	214.72	0058 - Stationery & Printing	133.98
1486.53	15.00	15.00	0059 - Public Works	20.00
1335.10	1364.67	1364.67	0070 - Other Administrative Services	1728.47
1100.94	415.36	415.36	0071 - Contributions and Recoveries towards Pension & Other Retirement Benefits	1284.78
541.36	3559.40	3559.40	0075 - Miscellaneous General Services	3600.00
4793.30	5729.78	5765.78	TOTAL (c) (i)- General Services	6966.30
			(ii) Social Services	
341.71	424.36	424.36	0202 - Education, Sports, Art & Culture	418.39
414.55	44.97	44.97	0210 - Medical & Public Health	616.52
-	1.60	1.60	0211 - Family Welfare	0.10
5483.82	7000.00	7000.00	0215 - Water Supply & Sanitation	7200.00
140.91	220.52	220.52	0216 - Housing	155.01
9.89	82.75	57.41	0217 - Urban Development	59.15
11.00	10.44	10.44	0220 - Information & Publicity	11.48
39.59	84.22	84.22	0230 - Labour & Employment	59.22
4.25	148.16	148.16	0235 - Social Security & Welfare	4.71
6445.72	8017.02	7991.68	TOTAL (c) (ii) - Social Services	8524.58

STATEMENT - I
CONSOLIDATED FUND OF MIZORAM - RECEIPTS
REVENUE ACCOUNT

(₹ in lakh)

Actuals 2021-22	Budget Estimates 2022-23	Revised Estimates 2022-23	Major Head of Account	Budget Estimates 2023-24
			(iii) Economic Services	
41.46	94.84	94.84	0401 - Crop Husbandry	104.52
63.21	155.60	155.60	0403 - Animal Husbandry	171.16
20.90	29.63	29.63	0404 - Dairy Development	32.59
90.31	133.45	133.45	0405 - Fisheries	146.80
539.69	550.00	550.00	0406 - Forestry & Wild Life	600.00
1956.21	1018.29	1200.00	0408 - Food Storage & Warehousing	500.00
57.39	121.00	121.00	0425 - Co-operation	121.00
139.93	203.53	203.53	0435 - Other Agricultural Programmes	203.88
171.32	330.00	330.00	0506 - Land Reforms	550.00
9.08	41.80	41.80	0515 - Other Rural Development Programmes	25.00
0.58	3.93	3.93	0702 - Minor Irrigation	4.06
40189.80	58700.00	60000.00	0801 - Power	62000.00
21.72	104.26	104.26	0851 - Village & Small Industries	63.89
651.62	1100.00	1100.00	0853 - Non-Ferrous Mining and Metallurgical Industries	1200.00
671.49	720.00	1094.50	1053 - Civil Aviation	1194.50
14.81	100.00	100.00	1054 - Roads & Bridges	30.00
57.40	153.21	153.21	1055 - Road Transport	154.00
-	1.31	1.31	1425 - Other Scientific Research	1.44
149.63	350.00	350.00	1452 - Tourism	350.00
-	0.13	0.13	1456 - Civil Supplies	0.13
57.41	125.50	125.50	1475 - Other General Economics Services	80.18
44903.96	64036.48	65892.69	TOTAL (c)(iii)-Economic Services	67533.15
56142.98	77783.28	79650.15	TOTAL (c)-Other Non-Tax Revenues	83024.03
62211.57	83642.98	85509.85	TOTAL 'B' State's Own Non-Tax Revenue	89699.48
147604.39	163772.70	182689.57	TOTAL of State's Own Revenues Receipts (A(I) + (B))	198129.26
569891.39	572096.70	657214.57	TOTAL-REVENUE RECEIPTS, TAX AND NON- TAX (A+B)	708854.26

STATEMENT - I
CONSOLIDATED FUND OF MIZORAM - RECEIPTS
REVENUE ACCOUNT

(₹ in lakh)

Actuals 2021-22	Budget Estimates 2022-23	Revised Estimates 2022-23	Major Head of Account	Budget Estimates 2023-24
			C-GRANTS-IN-AID & CONTRIBUTIONS	
			1601 - Grants-in-aid from Central Government	
			06 - Grants for Centrally Sponsored Scheme	
124567.65	264664.43	281238.55	101 - Central Assistance	252094.97
300.00	859.48	859.48	a) Modernisation of Police Force	869.48
1611.00	1000.00	1000.00	b) RKVY	1000.00
	4059.00	4059.00	c) BADP	1400.00
1631.36	7833.34	7833.34	d) AIBP/FMP	6500.00
1253.30	1332.92	1332.92	e) NSAP	1084.92
122890.99	248461.94	266153.81	f) Others	241240.57
-	1000.00	1000.00	g) Election Reimbursement	5186.47
43.83	50.00	50.00	h) Sainik Reimbursement	50.00
33.61	67.75	67.75	i) National Service Scheme	66.07
8848.15	26113.00	26113.00	102 - EAP	9644.40
133493.24	291827.43	308469.30	TOTAL: 06 Centrally Sponsored Schemes	267041.91
			07 - Finance Commission Grant	
179000.04	161500.00	161500.00	101 - Post Devolution Rev. Deficit Grant	147400.00
3450.00	7100.00	7100.00	102 - Grants for RLB	7200.00
1700.00	3500.00	3500.00	103 - Grants for ULB	3700.00
3760.00	4900.00	4900.00	104 - GIA for State Disaster Response Fund	5200.00
			105 - Special Grants	
3119.00	3119.00		(a) Health Grants	
191029.04	180119.00	177000.00	TOTAL: 07 Grants for Finance Commission Grant	163500.00
			08 - Other Transfer/Grants to States	
2202.21	10000.00	10000.00	102 - NLCPR/NESIDS	2000.00
13785.10	25000.00	25000.00	103 - Schemes for NE Council	3000.00
	60000.00	60000.00	a) PM DevINE	
2971.54	1577.37	1577.37	104 - Welfare of ST Grants under Prov. to Art. 275(1)	991.37
-			106 - Grants towards contribution to NDRF	
2241.99	2000.00	2000.00	108 - Grants from Central Road fund	
269.30			110 - Grants to cover gap in Resources	
			111 - Grants to meet Revenue Deficit	
90.04			113 - Special Assistance	
		3119.00	(a) Health Grants	3275.00
21560.18	98577.37	101696.37	TOTAL: 08 Other Transfer/Grants to States	9266.37
346082.46	570523.80	587165.67	TOTAL 'C' GRANTS-IN-AID & CONTRIBUTIONS	439808.28
915973.85	1142620.50	1244380.24	TOTAL REVENUE RECEIPTS (A+B+C)	1148662.54

STATEMENT - I
CONSOLIDATED FUND OF MIZORAM - DISBURSEMENTS
REVENUE ACCOUNT

(₹ in lakh)

Actuals 2021-22	Budget Estimates 2022-23	Revised Estimates 2022-23	Major Head of Account	Budget Estimates 2023-24
			A - GENERAL SERVICES	
			(a) Organs of State	
2879.46	3184.66	3743.92	2011 - State Legislature	4172.61
896.23	815.90	1065.43	2012 -Governor	956.32
			2013 - Council of Ministers	
38.25	46.98	46.98	(a) Chief Minister's Office	45.54
339.72	405.13	433.83	(b) S.A.D	393.25
			2014 - Administration of Justice	
4242.57	3858.24	7189.56	(a) Law & Judicial	4061.21
			(b) Home	
			2015 - Election	
1573.60	900.96	1672.09	(a) Election Department	967.03
	2.00	2.00	(b) Legislative Assembly Department	2.00
			(c) District Councils	
			(d) State Election Commission	
			(e) UD&PA	
			(f) DC Aizawl	
9969.83	9213.87	14153.81	TOTAL 'A' (a)	10597.96
			(b) Fiscal Services	
			(i) Collection of Taxes on Income & Expenditure	
-	-	-	2020 - Collection of Taxes on Income & Expdenditure	
			(ii) Collection of Taxes on Property & Capital transactions	
2317.52	2741.13	2819.13	2029 - Land Revenue	2903.14
81.08	56.00	158.86	2030 - Stamps & Registration	100.65
			(iii) Collection of Taxes on Commodities & Services	
3560.60	4924.95	4952.94	2039 - State Excise	4965.81
2028.24	2256.13	2477.75	2040 - Taxes on Sales, Trade etc.	2171.35
2162.60	2405.99	2405.99	2041 - Taxes on Vehicles	2488.70
-			2043 - Collection Charges under State Goods and Service Taxes	
			(iv) Other Fiscal Services	
167.92	153.20	154.46	2047 - Other Fiscal Services	161.62
10317.96	12537.40	12969.13	TOTAL 'A' (b)	12791.27
			(c) Interest Payment & Servicing of Debt.	
4715.01	6972.00	6972.00	2048 - Appropriation for Reduction of debt/ avoidance of Debt	9180.00
45064.13	46213.72	57118.84	2049 - Interest Payment	66223.41
49779.14	53185.72	64090.84	TOTAL 'A' (c)	75403.41

STATEMENT - I
CONSOLIDATED FUND OF MIZORAM - DISBURSEMENTS
REVENUE ACCOUNT

Actuals 2021-22	Budget Estimates 2022-23	Revised Estimates 2022-23	Major Head of Account	Budget Estimates 2023-24
			(d) Administrative Services	
884.17	825.08	912.43	2051 - Public Service Commission	859.13
			2052 - Secretariat General Services	
225.94	250.23	273.23	(a) Chief Minister's Secretariat	274.39
11500.11	12755.73	13048.61	(b) S.A.D	12549.29
174.54	140.39	359.10	(c) Protocol/GAD	170.30
87.43	87.80	98.50	(d) P.A.D	101.86
676.43	3294.00	2336.30	(e) Finance	26166.50
16.22	21.50	21.50	(f) Vigilance	21.50
			2053 - District Administration	
1197.29	1148.05	2091.15	(a) D.C. Aizawl	1023.42
622.60	701.61	736.60	(b) D.C. Lunglei	586.92
474.20	513.65	530.63	(c) D.C. Siahla	511.23
339.56	353.51	593.21	(d) D.C. Champhai	340.72
360.12	391.19	419.27	(e) D.C. Mamit	381.88
816.17	431.32	2428.62	(f) D.C Kolasib	463.39
367.63	380.15	475.08	(g) D.C Serchhip	388.81
344.48	355.21	424.93	(h) D.C Lawngtlai	412.64
193.45	185.96	225.90	(i) D.C Saitual	275.40
150.09	160.25	311.10	(j) D.C Khawzawl	168.01
186.77	202.02	204.36	(k) D.C Hnahthial	238.07
482.56	601.34	601.34	(l) Sinlung Hills Council	623.31
224.19	214.31	223.44	(m) Sialkal Tlangdung Development	224.55
54.21		176.94	(n) GAD	
3273.23	3572.82	3743.22	2054 - Treasury & Accounts	3464.13
62799.23	63628.24	70395.61	2055 - Police	70039.57
2650.29	2900.99	3328.99	2056 - Jails	3369.95
53.08	65.39	65.39	2057 - Supplies & Disposals	59.77
1208.13	1268.86	1281.40	2058 - Stationery & Printing	1286.60
6098.92	6958.01	6970.41	2059 - Public Works	6992.71
163.99	186.25	233.25	2062 - Vigilance (Mizoram Lokayukta)	221.54
			2070 - Other Administrative Services	
3468.08	3687.02	4529.42	(a) Home Guards	4540.44
7244.33	9759.75	16706.25	(b) Local Administration Department	9797.47
1803.45	1791.59	2140.39	(c) General Administration Department	1852.64
353.59	349.82	417.63	(d) Administrative Training Institute	374.93
122.91	130.06	226.26	(e) MSSSB	132.02
708.42	642.21	693.93	(f) Vigilance	639.01
1426.29	1419.12	1528.80	(g) Fire Services	1593.85
110752.10	119373.43	138753.19	TOTAL 'A' (d)	150145.95
			(e) Pension & Miscellaneous General Services	
133144.59	172588.90	172606.40	2071 - Pension and Other Retirement benefits	187588.90
189.68	234.93	245.03	2075 - Misc. General Services (State Lottery)	226.64
133334.27	172823.83	172851.43	TOTAL 'A' (e)	187815.54
314153.30	367134.25	402818.40	TOTAL 'A' - GENERAL SERVICES	436754.13

STATEMENT - I
CONSOLIDATED FUND OF MIZORAM - DISBURSEMENTS
REVENUE ACCOUNT

(₹ in lakh)

Actuals 2021-22	Budget Estimates 2022-23	Revised Estimates 2022-23	Major Head of Account	Budget Estimates 2023-24
			B - SOCIAL SERVICES	
			(a) Education, Sports, Art & Culture	
			2202 - General Education	
120940.34	145368.39	154557.44	(a) School Education	152109.31
2786.42	4025.23	6687.34	(b) SCERT	4222.35
18943.88	24611.35	25875.83	(c) University & Higher Education	25228.41
4160.23	290.59	5541.26	(d) Mizoram Scholarship Board	307.42
1445.55	1579.02	1873.75	2203 - Technical Education	1613.33
2400.86	2422.12	2890.46	2204 - Sports & Youth Services	2537.23
1023.35	1159.75	1408.91	2205 - Arts & Culture	1195.63
151700.63	179456.45	198834.99	TOTAL 'B' (a)	187213.68
			(b) Health & Family Welfare	
60244.23	56464.54	68619.72	2210 - Medical & Public Health	59346.58
2699.08	4085.05	4170.32	2211 - Family Welfare	4089.96
62943.31	60549.59	72790.04	TOTAL 'B' (b)	63436.54
			(c) Water Supply, Sanitation, Housing and Urban Development.	
25014.80	21065.28	42118.17	2215 - Water Supply & Sanitation	23299.60
			2216 - Housing	
83.49	80.16	80.16	a) LAD	70.51
109.48	100.00	148.30	b) PWD	100.00
583.05	1091.47	5531.14	c) Rural Development	4191.70
			2217 - Urban Development	
310.89	324.29	324.29	a) LAD	336.89
23266.88	59533.49	61021.06	b) UD&PA	48919.16
49368.59	82194.69	109223.12	TOTAL 'B' (c)	76917.86
			(d) Information & Broadcasting	
1148.94	1160.85	1203.90	2220 - Information & Publicity	1221.57
1148.94	1160.85	1203.90	TOTAL 'B' (d)	1221.57
			(e) Welfare of SC/ST & Other Backward Classes	
			2225 - Welfare of SC/ST & Other Backward Classes	
20555.51	20723.96	23044.98	a) Lai(LADC)	21303.22
17367.29	17268.99	19186.92	b) Mara(MADC)	17748.48
11774.41	11210.19	12774.87	c) Chakma(CADC)	11524.59
49697.21	49203.14	55006.77	TOTAL 'B' (e)	50576.29

STATEMENT - I
CONSOLIDATED FUND OF MIZORAM - DISBURSEMENTS
REVENUE ACCOUNT

(₹ in lakh)

Actuals 2021-22	Budget Estimates 2022-23	Revised Estimates 2022-23	Major Head of Account	Budget Estimates 2023-24
			(f) Labour & Employment	
1717.66	3333.41	3600.24	2230 - Labour & Employment	3193.07
1717.66	3333.41	3600.24	TOTAL 'B' (f)	3193.07
			(g) Social Welfare & Nutrition	
			2235 - Social Security & Welfare	
4851.12	4499.57	8630.56	<i>a) Social Welfare & Tribal Affairs</i>	3706.55
100.00	91.66	93.25	<i>b) Persons with Disabilities</i>	108.00
82.96	6628.91	15484.68	<i>c) Women & Child Development</i>	12980.55
9243.28	934.79	1268.53	<i>d) Relief & Rehab.</i>	876.75
1182.36	490.03	499.73	<i>e) Sainik</i>	482.63
424.85	100.00	100.00	<i>f) Insurance Scheme(DLI)</i>	100.00
315.10	732.99	1128.32	2236 - Nutrition (Women & Child Development)	730.02
682.91	5450.00	7186.01	2245 - Relief on account of Natural Calamities	5850.04
16882.58	18927.95	34391.08	TOTAL 'B' (g)	24834.54
			(h) Others	
-	-	-	2250 - Other Social Services	-
			2251 - Secretariat Social Services	
297.62	379.89	379.89	<i>a) Mizoram State Information Commission</i>	331.56
297.62	379.89	379.89	TOTAL 'B' (h)	331.56
333756.54	395205.97	475430.03	TOTAL 'B'-SOCIAL SERVICES	407725.11

STATEMENT - I
CONSOLIDATED FUND OF MIZORAM - DISBURSEMENTS
REVENUE ACCOUNT

(₹ in lakh)

Actuals 2021-22	Budget Estimates 2022-23	Revised Estimates 2022-23	Major Head of Account	Budget Estimates 2023-24
			C - ECONOMIC SERVICES	
			(a) Agriculture & Allied Activities	
			2401 - Crop Husbandry	
11033.36	10433.60	12885.74	<i>a) Agriculture</i>	16018.80
6413.20	8809.71	11116.12	<i>b) Horticulture</i>	10445.28
2775.79	1980.57	3844.55	2402 - Soil & Water Conservation	1894.00
5999.49	6332.87	8043.93	2403 - Animal Husbandry	6767.21
126.39	138.61	138.61	2404 - Dairy Development	144.49
2111.48	929.03	2703.07	2405 - Fisheries	1055.59
14886.39	21133.78	23961.77	2406 - Forestry & Wildlife	15956.52
15851.66	23374.88	23716.91	2408 - Food Storage & Warehousing	23633.91
1278.28	750.70	942.44	2415 - Agri. Research & Education	1004.45
1439.63	1581.67	1684.33	2425 - Co-operation	1659.29
666.48	775.64	810.50	2435 - Other Agricultural Programme	721.79
62582.15	76241.06	89847.97	TOTAL 'C' (a)	79301.33
			(b) Rural Development	
1584.42	12088.25	13636.32	2501 - Special Programmes for Rural Development	10231.03
14375.81	22623.66	25516.91	2505 - Rural Employment	11144.51
468.89	422.71	543.65	2506 - Land Reforms	435.33
			2515 - Other Rural Development Programmes	
5049.89	3755.09	5269.41	<i>a) Rural Development</i>	3884.63
2230.35	1900.00	8804.90	<i>b) Local Administration Department</i>	8000.00
23709.36	40789.71	53771.19	TOTAL 'C' (b)	33695.50
			(c) Special Areas Programme	
			2575 - Other Special Areas Programme	
1399.29	4059.00	4198.56	<i>a) Other Special Area Programmes(BADP)</i>	1400.00
6000.00	6000.00	6000.00	<i>b) MLALAD & RSVY</i>	6000.00
7399.29	10059.00	10198.56	TOTAL 'C' (c)	7400.00
			(d) Irrigation & Flood Control	
1282.37	1419.59	1443.89	2702 - Minor Irrigation	1449.07
0.15	0.15	0.15	2705 - Command Area Development	0.15
1282.52	1419.74	1444.04	TOTAL 'C' (d)	1449.22
			(e) ENERGY	
70098.51	63755.84	95258.04	2801 - Power	82453.72
70098.51	63755.84	95258.04	TOTAL 'C' (e)	82453.72

STATEMENT - I
CONSOLIDATED FUND OF MIZORAM - DISBURSEMENTS
REVENUE ACCOUNT

(₹ in lakh)

Actuals 2021-22	Budget Estimates 2022-23	Revised Estimates 2022-23	Major Head of Account	Budget Estimates 2023-24
			(f) Industry and Minerals	
			2851 - Village & Small Industries	
5171.90	4672.00	5225.82	a) Industries	4686.02
1781.95	1739.92	1800.87	b) Sericulture	1735.79
158.92	189.59	189.59	2852 - Other Industries	134.16
644.22	722.40	828.27	2853 - Non-Ferrous Mining & Metallurgical Industries	658.69
7756.99	7323.91	8044.55	TOTAL 'C' (f)	7214.66
			(g) Transport	
1358.37	360.05	1659.14	3053 - Civil Aviation	390.05
22913.38	46252.01	51332.69	3054 - Roads & Bridges	51925.76
2326.44	2097.95	2097.95	3055 - Road Transport	2618.46
			3056 - Inland Water Transport	
114.52	120.22	120.22	a) PWD	99.45
		123.57	b) Transport	494.29
26712.71	48830.23	55333.57	TOTAL 'C' (g)	55528.01
			(h) Communications	
489.38	490.60	938.10	3275 - Other Communication Services	507.38
489.38	490.60	938.10	TOTAL OF 'C' (h)	507.38
			(i) Science, Technology & Environment	
710.00	706.69	809.10	3425 - Other Scientific Research	743.70
152.02	168.38	172.84	3435 - Ecology & Environment	208.61
862.02	875.07	981.94	TOTAL OF 'C' (i)	952.31
			(j) General Economic Services	
1445.81	1304.97	1483.51	3451 - Secretariat Economic Services	1309.37
1095.90	1137.45	2195.80	3452 - Tourism	1134.16
1429.86	1558.73	1705.09	3454 - Census, Surveys & Statistics	1264.14
2432.22	2265.46	2322.76	3456 - Civil Supplies	2897.49
542.79	459.10	501.45	3475 - Other Gen. Eco. Services (Weight & Measures)	489.25
6946.58	6725.71	8208.61	TOTAL 'C' (j)	7094.41
207839.51	256510.87	324026.57	TOTAL 'C' ECONOMIC SERVICES	275596.54
855749.35	1018851.09	1202275.00	TOTAL - REVENUE DISBURSEMENT (GROSS)	1120075.78
	18200.00	18200.00	Deduct: Stock Recoveries	13200.00
	100.00	100.00	2059 - Public Works Department	100.00
	18000.00	18000.00	2408 - Food, Storage & Warehousing	13000.00
	100.00	100.00	2058 - Printing & Stationery	100.00
	-	-	2215 - Public Health Engineering Department	
	-	-	2810 - Power & Electricity Department	
855749.35	1000651.09	1184075.00	Total : Revenue Disbursement NET	1106875.78

STATEMENT - I
CONSOLIDATED FUND OF MIZORAM - RECEIPTS
CAPITAL ACCOUNT

(₹ in lakh)

Actuals 2021-22	Budget Estimates 2022-23	Revised Estimates 2022-23	Major Head of Account	Budget Estimates 2023-24
			E - PUBLIC DEBT	
			6003 - Internal Debt of the State Govt.	
74733.45	90000.00	131500.00	101 - Market Loans	120000.00
-			103 - Loans from LIC of India	
15000.00	17000.00	22000.00	105 - Loans from NABARD	27000.00
-			106 - Compensation & Other Bonds	
87.97	500.00	500.00	108 - Loans from NCDC	500.00
			109 - Loans from Other Institutions	
-	200.00	200.00	(a) REC	200.00
-			(b) HUDCO	
-	200.00	200.00	(c) PFC	200.00
	35000.00		(d) SIDBI	
335224.58	100000.00	100000.00	110 - W&MA from the Reserve Bank of India	100000.00
-			111 - Special Securities issued to NSSF of the Central Government	
-	-	-	800 - Other Loans	-
425046.00	242900.00	254400.00	TOTAL (6003) INTERNAL DEBT OF STATE GOVERNMENT	247900.00
			6004 - Loans & Advances from the Central Govt.	
			09 - Loans for State/UT with Legislature Schemes	
983.12	1934.00	1934.00	101 - Block Loans	1071.60
-	-	-	102 - Scheme of North Eastern Council	-
29999.00	10000.00	59750.00	106 - Special Assistance	20000.00
30982.12	11934.00	61684.00	TOTAL (6004) LOANS & ADVANCES FROM THE CENTRAL GOVERNMENT	21071.60
456028.12	254834.00	316084.00	TOTAL 'E' PUBLIC DEBT	268971.60
			F - LOANS & ADVANCES (RECOVERIES)	
-	0.10	0.10	6202 - Loans for Education, Sports, Art & Culture	0.10
-	0.10	0.10	6210 - Loans for Medical & Public Health	0.10
-	0.10	0.10	6212 - Loans for Nutrition	0.10
94.98	130.00	130.00	6216 - Loans for Housing	130.00
-	0.10	0.10	6217 - Loans for Urban Development	0.10
107.14	230.00	230.00	6425 - Loans for Co-operation	230.00
1.34	0.10	0.10	6552 - Loans for NEA	0.10
-	-	-	6851 - Loans for Village & Small Industries	-
3013.91	3000.00	3000.00	7610 - Loans for Govt. Servants etc.	3000.00
			7615 - Miscellaneous Loans	
3217.37	3360.50	3360.50	TOTAL 'F' LOANS & ADVANCES	3360.50
459245.49	258194.50	319444.50	TOTAL CAPITAL RECEIPTS (E&F)	272332.10
915973.85	1142620.50	1244380.24	REVENUE RECEIPTS BROUGHT FORWARD	1148662.54
1375219.34	1400815.00	1563824.74	TOTAL - CONSOLIDATED FUND OF THE STATE (RECEIPTS)	1420994.64

STATEMENT - I
CONSOLIDATED FUND OF MIZORAM - DISBURSEMENTS
CAPITAL ACCOUNTS

(₹ in lakh)

Actuals 2021-22	Budget Estimates 2022-23	Revised Estimates 2022-23	Major Head of Account	Budget Estimates 2023-24
			A - CAPITAL ACCOUNT OF GENERAL SERVICES	
	131249.99	555.73	4047 - C.O. Other Fiscal Services	114700.00
889.14		1049.58	4055 - C.O. on Police	
3053.61		7072.99	4059 - C.O. on Public Works	
		2448.11	4070 - C.O. on Other Administrative Services	
3942.75	131249.99	11126.41	TOTAL 'A' C.O. OF - GENERAL SERVICES	114700.00
			B - CAPITAL ACCOUNT OF SOCIAL SERVICES	
			(a) C.O Education, Sports, Art & Culture	
			4202 - C.O. of Education, Sports, Art & Culture	
2706.00		528.45	a) General Education	
100.00			b) University & Higher Education	
26.05		7.00	c) Art & Culture	
		2450.00	d) Sports & Youth Services	
2832.05	0.00	2985.45	TOTAL 'B' (a)	0.00
			(b) C.O. of Health & Family Welfare	
8066.59	11514.00	19837.74	4210 - C.O. on Medical & Public Health	11670.00
			(c) C.O. of Water Supply & Sanitation, Housing and Urban Development	
17386.72	26048.81	36543.85	4215 - C.O. on Water Supply & Sanitation	24798.80
			4216 - C.O. on Housing	
5202.71	10934.00	12661.00	4217 - C.O. on Urban Development	10266.00
30656.02	48496.81	69042.59	TOTAL 'B' (b) & (c)	46734.80
			(d) C.O. of Information & Broadcasting	
295.47		405.92	4220 - C.O. on Information & Publicity	
			(e) C.O. of Welfare of SC, ST and OBC	
10491.87		346.50	4225 - C.O. on Welfare of SC,ST & OBC	
			(g) C.O. of Welfare of Social Welfare & Nutrition	
			4235 - C.O. on Social Security & Welfare	
1471.92	2900.00	4110.00	a) Social Welfare	
14.76		48.01	b) Women & Child Development	
12274.02	2900.00	4910.43	TOTAL 'B' (d), (e) & (g)	0.00
			(h) Capital Account of Other Social Services	
			4250 - C.O. on Other Social Services	
45762.09	51396.81	76938.47	TOTAL 'B' C.O. OF - SOCIAL SERVICES	46734.80

STATEMENT - I
CONSOLIDATED FUND OF MIZORAM - DISBURSEMENTS
CAPITAL ACCOUNTS

(₹ in lakh)

Actuals 2021-22	Budget Estimates 2022-23	Revised Estimates 2022-23	Major Head of Account	Budget Estimates 2023-24
			C - CAPITAL ACCOUNT OF ECONOMIC SERVICES	
			(a) C.O. of Agriculture & Allied Activities	
	-	-	4401 - C.O. on Crop Husbandry	-
798.00	6320.00	8981.47	<i>a) Agriculture</i>	1.00
960.41			<i>b) Horticulture</i>	
	-	-	4402 - C.O. on Soil & Water Conservation	-
772.81	-	2021.88	4403 - C.O. on Animal Husbandry	-
-	4782.00	4782.00	4406 - C.O. on Forestry & Wildlife	
3360.07		700.00	4408 - C.O. on Food Storage & Warehousing	
141.20			4415 - C.O. on Agricultural Research & Education	
			4425 - C.O. on Co-operation	
336.00	-	3149.79	4435 - C.O. on Other Agricultural Programme	-
6368.49	11102.00	19635.14	TOTAL 'C' (a)	1.00
			(b) C.O. of Rural Development	
911.63		250.50	4515 - C.O. On Other Rural Development Programmes	
			(c) C.O. of Special Areas Programme	
-			4552 - C.O. on North Eastern Areas	
			4575 - C.O. on Other Special Areas Programmes	
			(d) C.O. of Irrigation & Flood Control	
775.93	7833.34	9531.56	4702 - C.O. on Minor Irrigation	7500.00
1687.56	7833.34	9782.06	TOTAL 'C' (b), (c) & (d)	7500.00
			(e) C.O. of Energy	
6431.96	732.19	5311.74	4801 - C.O. on Power Project	732.19
			(f) C.O. of Industry and Minerals	
200.00		200.00	4851 - C.O. on Village & Small Industries	
			(g) C.O. of Transport	
783.60		2093.00	5053 - C.O. on Civil Aviation	
34461.07	64000.00	107001.54	5054 - C.O. on Road & Bridges	
60.06		225.17	5055 - C.O. on Road Transport	
41936.69	64732.19	114831.45	TOTAL 'C' (e), (f) & (g)	732.19
			(h) C.O. of Communication	
		7250.00	5275 - C.O. on Other Communication Services	
			(i) C.O. of Science Technology & Environment	
20.02		142.18	5425 - C.O. on Other Scientific and Environmental Researches	
			(j) C.O. of General Economic Services	
605.99		947.25	5452 - C.O. on Tourism	
114.25		32917.78	5475 - C.O. on other General Economic Services	
740.26		41257.21	TOTAL 'C' (h), (i) & (j)	
50733.00	83667.53	185505.86	TOTAL OF 'C' ECONOMIC SERVICES	8233.19
100437.84	266314.33	273570.74	TOTAL OF CAPITAL OUTLAY (GROSS)	169667.99
100437.84	266314.33	273570.74	TOTAL OF CAPITAL ACCOUNT (NET)	169667.99

STATEMENT - I
CONSOLIDATED FUND OF MIZORAM - DISBURSEMENTS
CAPITAL ACCOUNT

(₹ in lakh)

Actuals 2021-22	Budget Estimates 2022-23	Revised Estimates 2022-23	Major Head of Account	Budget Estimates 2023-24
			E - PUBLIC DEBT	
			6003 - Internal Debt of the State Govt.	
30000.00	18575.00	18575.00	101 - Market Loans	26000.00
1761.68	1270.99	1270.99	103 - Loans from LIC of India	862.59
7763.48	8918.51	9850.51	105 - Loan from NABARD	11938.51
-			106 - Compensation and Other Bonds	
628.70	619.80	624.43	108 - Loans from NCDC	163.88
413.09			109 - Loans from other institutions	
	441.51	441.51	(a) REC	460.66
-			(b) HUDCO	
	33.75	72.00	(c) PFC	66.00
335224.58	100000.00	100000.00	110 - W&MA from RBI	100000.00
1701.38	1430.02	1430.02	111 - Special Securities issued to NSSF of the Central Government	1430.02
377492.91	131289.58	132264.46	TOTAL (6003) INTERNAL DEBT OF STATE GOVERNMENT	140921.66
			6004 - Loans & Advances from the Central Govt.	
			01 - Non-Plan Loans	
			201 - House Building Advances	
			800 - Other Loans	729.21
			02 - Loans for State/ Union Territory Plan Schemes	
2301.95	2500.00	2538.42	101 - Block Loans	2600.00
			04 - Loans for Centrally Sponsored Schemes	
-			800 - Other Loans	
			05 - Loans for Special Schemes	
-			101 - Schemes of NEC	
2301.95	2500.00	2538.42	TOTAL (6004) LOANS & ADVANCES FROM THE CENTRAL GOVERNMENT	3329.21
379794.86	133789.58	134802.88	TOTAL 'E' PUBLIC DEBT	144250.87

STATEMENT - I
CONSOLIDATED FUND OF MIZORAM - DISBURSEMENTS
CAPITAL ACCOUNT

(₹ in lakh)

Actuals 2021-22	Budget Estimates 2022-23	Revised Estimates 2022-23	Major Head of Account	Budget Estimates 2023-24
			F - LOANS AND ADVANCES	
			6202 - Loans for Education	
			6210 - Loans for Medical & Public Health	
			6212 - Loans for Nutrition	
			6216 - Loans for Housing	
			6217 - Loans for Urban Development	
217.51		219.16	6425 - Loans for Co-operation	
			6552 - Loans for NEA	
			6851 - Loans for Village & Small Industries	
			7610 - Loans for Govt. Servants etc.	
40.00	60.00	60.00	a) Assembly Secretariat (MLA)	200.00
			b) Finance	
			c) Others	
257.51	60.00	279.16	TOTAL 'F' LOANS & ADVANCES	200.00
			H - TRANSFER TO CONTINGENCY FUND	
-	-	-	7999 - Appropriation to the Contingency Fund	-
-	-	-	TOTAL 'H' TRANSFER TO CONTINGENCY FUND	-
380052.37	133849.58	135082.04	TOTAL ('E' + 'F' + 'H')	144450.87
480490.21	400163.91	408652.78	TOTAL - CAPITAL DISBURSEMENTS (Net of Recoveries) E+F+H+Capital Acct. (NET)	314118.86
			Deduct Advances from Contingency Fund	
480490.21	400163.91	408652.78	CAPITAL DISBURSEMENT (Net of Advances from Contingency Fund)	314118.86
855749.35	1000651.09	1184075.00	REVENUE DISBURSEMENTS (Brought Forward)(Net)	1106875.78
1336239.56	1400815.00	1592727.78	TOTAL-CONSOLIDATED FUND OF THE STATE (DISBURSEMENTS) (Net)	1420994.64
			Add: Advances from Contingency Fund	
1336239.56	1400815.00	1592727.78	TOTAL: CONSOLIDATED FUND OF THE STATE (Net of Stock Recoveries)	1420994.64
0.00	18200.00	18200.00	Add: Stock Recoveries + Advances from Contingency Fund	13200.00
1336239.56	1419015.00	1610927.78	TOTAL CONSOLIDATED FUND OF THE STATE (Disbursements) (Gross)	1434194.64

STATEMENT - I (A)
DISBURSEMENT CHARGED ON THE CONSOLIDATED
FUND OF MIZORAM

(₹ in lakh)

Actuals 2021-22	Budget Estimates 2022-23	Revised Estimates 2022-23	Major Head of Account	Budget Estimates 2023-24
			REVENUE DISBURSEMENT (CHARGED)	
78.70	124.64	134.64	State Legislature	134.64
861.06	785.30	1034.83	Governor	925.72
1040.15	1055.11	1176.32	Administration of Justice	1102.70
163.99	186.25	233.25	Vigilance	221.54
817.71	825.08	912.43	Public Service Commission	859.13
4715.01	6972.00	6972.00	Appropriation for reduction or avoidance of Debt.	9180.00
45064.13	46213.72	57118.84	Interest Payment	66223.41
52740.75	56162.10	67582.31	TOTAL - DISBURSEMENT REVENUE ACCOUNT (CHARGED)	78647.14
			CAPITAL DISBURSEMENT (CHARGED)	
377492.91	131289.58	132264.46	Internal Debt of the State	140921.66
2301.95	2500.00	2538.42	Loans & Advance from Govt. of India.	3329.21
379794.86	133789.58	134802.88	TOTAL - DISBURSEMENT CAPITAL ACCOUNT (CHARGED)	144250.87
432535.61	189951.68	202385.19	TOTAL - DISBURSEMENT (CHARGED)	222898.01

STATEMENT - II
CONTINGENCY FUND OF MIZORAM - RECEIPTS

(₹ in lakh)

Actuals 2021-22	Budget Estimates 2022-23	Revised Estimates 2022-23	Major Head of Account	Budget Estimates 2023-24
			8000 - Contingency Fund	
			201 - Appropriation from Consolidated Fund	
-	-	-	a) Transfer from Consolidated Fund of the State	-
-	-	-	b) Recoveries of Advances of Contingency Fund	-
-	-	-	TOTAL RECEIPTS	-

STATEMENT - II
CONTINGENCY FUND OF MIZORAM - DISBURSEMENTS

(₹ in lakh)

Actuals 2021-22	Budget Estimates 2022-23	Revised Estimates 2022-23	Major Head of Account	Budget Estimates 2023-24
			8000 - Contingency Fund	
-	-	-	1) Advances from Contingency Fund	-
-	-	-	TOTAL DISBURSEMENTS	-

STATEMENT - III
PUBLIC ACCOUNT - RECEIPTS

(₹ in lakh)

Actuals 2021-22	Budget Estimates 2022-23	Revised Estimates 2022-23	Major Head of Account	Budget Estimates 2023-24
			PUBLIC ACCOUNT RECEIPTS	
			I - SMALL SAVING, PROVIDENT FUND ETC.	
67380.31	96000.00	96000.00	8009 - State Provident Funds	75000.00
1539.70	1800.00	1800.00	8011 - Insurance & Pension Funds	1800.00
68920.01	97800.00	97800.00	TOTAL 'I' SMALL SAVING -PROVIDENT FUNDS ETC.	76800.00
			J - RESERVE FUNDS	
			(a) Reserve Funds bearing interest	
3684.85	5450.00	5450.00	8121 - General and other Reserve Funds	5450.00
			(b) Reserve Funds not bearing interest	
4515.00	5246.00	5246.00	8222 - Sinking Funds	6480.00
200.01	1726.00	1726.00	8235 - General and other Reserve Funds	2700.00
8399.86	12422.00	12422.00	TOTAL OF 'J' RESERVE FUNDS	14630.00
			K - DEPOSITS AND ADVANCES	
			(a) Deposits bearing interest	
-	-	-	8336 - Civil Deposits	
			8342 - Other Deposits	
-	-	-	8338 - Deposits of Local Funds	
			(b) Deposits not bearing interest	
134603.56	155000.00	155000.00	8443 - Civil Deposits	155000.00
			8448 - Deposits of Local Funds	
16.32	200.00	200.00	8449 - Other Deposits	200.00
			(c) Advances	
1268.61	800.00	800.00	8550 - Civil Advances	800.00
135888.49	156000.00	156000.00	TOTAL 'K' DEPOSITS & ADVANCES	156000.00
			L - SUSPENSE AND MISCELLANEOUS	
-37081.57	300000.00	300000.00	8658 - Suspense Accounts	300000.00
-			8670 - Cheques & Bills	
11222.13			8671 - Departmental Balances	
402801.25	600000.00	600000.00	8673 - Cash Balance Investment Account	600000.00
			8674 - Security Deposits made by Govt.	
-			8675 - Deposits with Reserve Bank	
-			8679 - Accounts with Governments of other Countries	
376941.81	900000.00	900000.00	TOTAL 'L' SUSPENSE AND MISCELLANEOUS	900000.00
			M - REMITTANCES	
			(a) Money orders & other Remittance	
277703.53	250000.00	250000.00	8782 - Cash Remittances & Adjustments between officers rendering accounts to the same Account Officer	285000.00
			(b) Inter-Govt. Adjustment Accounts	
-			8786 - Adjustment Account between Central and State Govt.	
743.67	800.00	800.00	8793 - Inter-State Suspense Account	800.00
278447.20	250800.00	250800.00	TOTAL 'M' REMITTANCES	285800.00
868597.37	1417022.00	1417022.00	TOTAL - PUBLIC ACCOUNT RECEIPTS	1433230.00
2243816.71	2817837.00	2980846.74	TOTAL RECEIPTS (STATEMENT I+II+III)	2854224.64
-12334.59	-13309.00	-50748.54	8999 - Cash Balance (Opening)	-64001.58
2231482.12	2804528.00	2930098.20	GRAND TOTAL	2790223.06

STATEMENT - III
PUBLIC ACCOUNT - DISBURSEMENT

(₹ in lakh)

Actuals 2021-22	Budget Estimates 2022-23	Revised Estimates 2022-23	Major Head of Account	Budget Estimates 2023-24
			PUBLIC ACCOUNT DISBURSEMENTS	
			I. SMALL SAVING PROVIDENT FUND ETC.	
38442.66	90000.00	90000.00	8009 - State Provident Funds	76000.00
1238.84	1700.00	1700.00	8011 - Insurance & Pension Funds	1700.00
39681.50	91700.00	91700.00	TOTAL 'I' SMALL SAVING PROVIDENT - FUNDS ETC.	77700.00
			J - RESERVE FUNDS	
			(a) - Reserve Funds bearing interest	
2221.05	5350.00	5350.00	8121 - General and other Reserve Funds	6000.00
			(b) - Reserve Funds not bearing interest	
4515.00	5246.00	5246.00	8222 - Sinking Funds	6480.00
200.01	1726.00	1726.00	8235 - General & Other Reserve Funds	2700.00
6936.06	12322.00	12322.00	TOTAL J - RESERVE FUNDS	15180.00
			K - DEPOSITS & ADVANCES	
			(a) Deposits bearing interest	
-	-	-	8336 - Civil Deposits	
			8338 - Deposits of Local Funds	
-	-	-	8342 - Other Deposits	
			(b) Deposit not bearing interest	
172570.88	150000.00	150000.00	8443 - Civil Deposits	162500.00
			8448 - Deposits of Local Funds	
	50.00	50.00	8449 - Other Deposits	50.00
			(c) Advances	
1268.61	800.00	800.00	8550 - Civil Advances	800.00
173839.49	150850.00	150850.00	TOTAL 'K' DEPOSITS & ADVANCES	163350.00
			L - SUSPENSE AND MISCELLANEOUS	
-2732.79	300000.00	300000.00	8658 - Suspense Account	300000.00
-			8670 - Cheque & Bills	
11295.74			8671 - Departmental Balances	
423519.00	600000.00	600000.00	8673 - Cash Balance Investment Account	600000.00
			8674 - Security Deposits made by Govt.	
-			8675 - Deposits with Reserve Bank	
			8679 - Accounts with Governments of other Countries	
432081.95	900000.00	900000.00	TOTAL 'L' SUSPENSE AND MISCELLANEOUS	900000.00
			M - REMITTANCES	
			(a) Money Orders and other remittance	
292745.21	246000.00	246000.00	8782 - Cash Remittances & Adjustments between officers rendering accounts to the same Account Officer	275400.00
			(b) Inter-Govt. Adjustment Account	
-			8786 - Adjustment Account between Central and State Govt.	
706.88	500.00	500.00	8793 - Inter-State Suspense Account	450.00
293452.09	246500.00	246500.00	TOTAL 'M' REMITTANCES	275850.00
945991.09	1401372.00	1401372.00	TOTAL - PUBLIC ACCOUNT DISBURSEMENT	1432080.00
2282230.65	2802187.00	2994099.78	TOTAL DISBURSEMENT - STATEMENT (I+II+III)	2853074.64
-50748.54	2341.00	-64001.58	8999 - Cash Balance (Opening)	-62851.58
2231482.11	2804528.00	2930098.20	GRAND TOTAL	2790223.06

**Chart No. 1: Composition of Receipts 2023-24 (BE)
(₹ in lakh)**

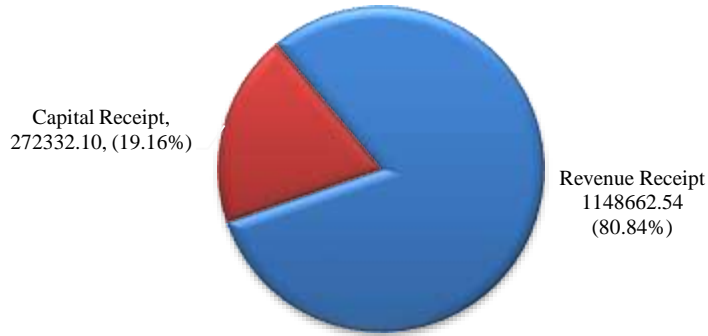
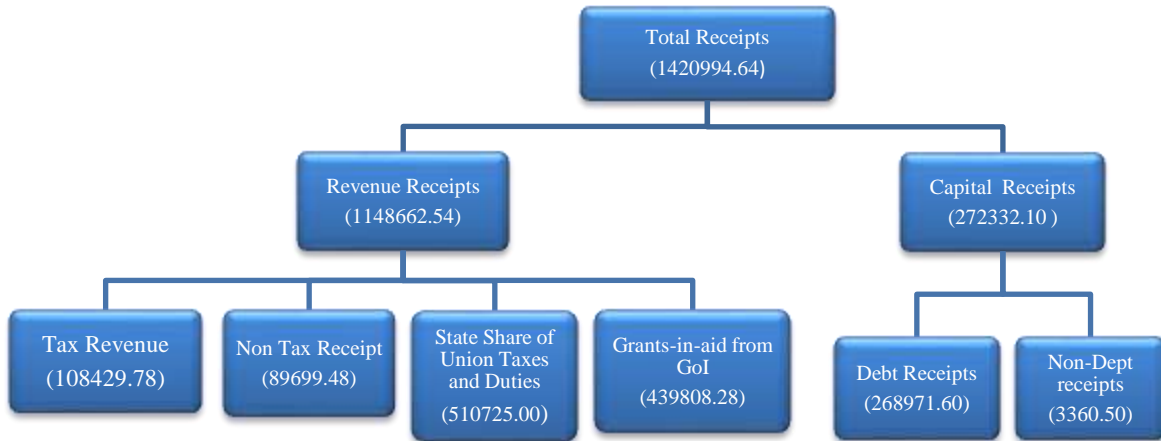


Chart No. 2: Components and Sub-components of resources 2023-24 (BE) (₹ in lakh)



**Chart No. 3: Composition of Receipts 2023-24 (BE)
(including Public Account Receipts) (₹ in lakh)**

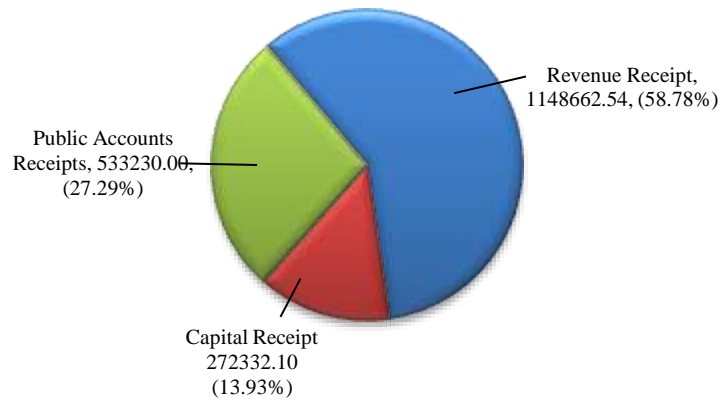


Chart No. 4: Trends showing Share of Components of Total Expenditure 2023-24 (BE) (₹ in lakh)

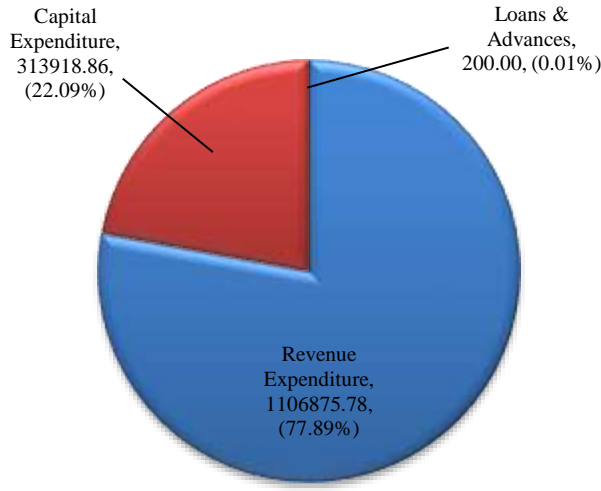
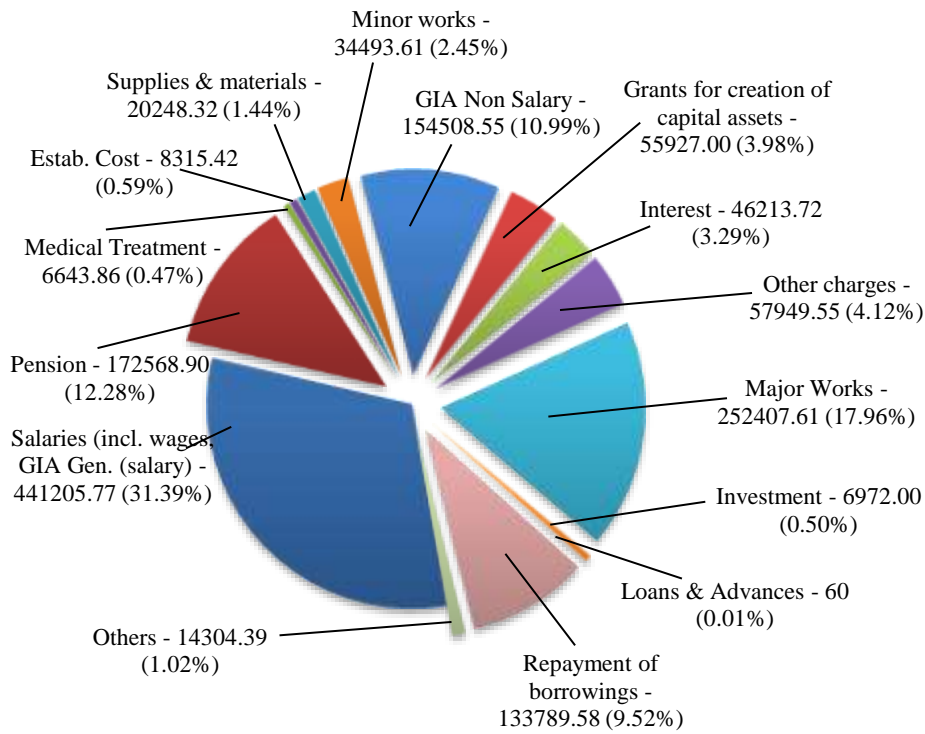
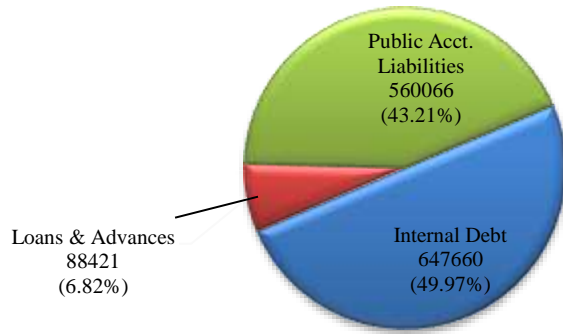


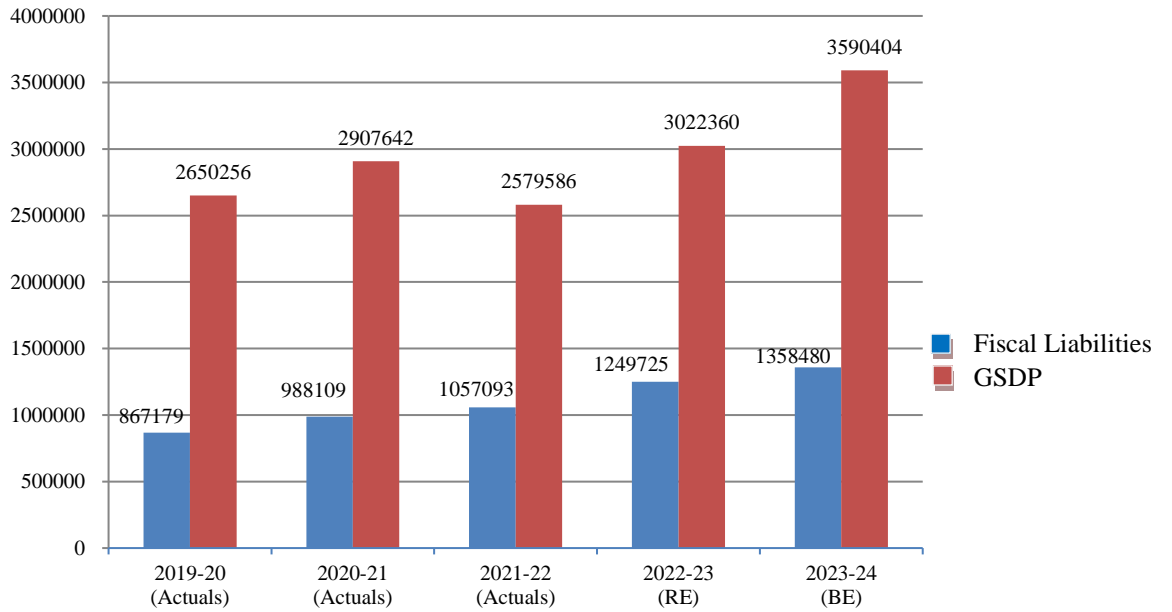
Chart No. 5: Object Headwise Expenditure 2023-24 (BE) (₹ in lakh)



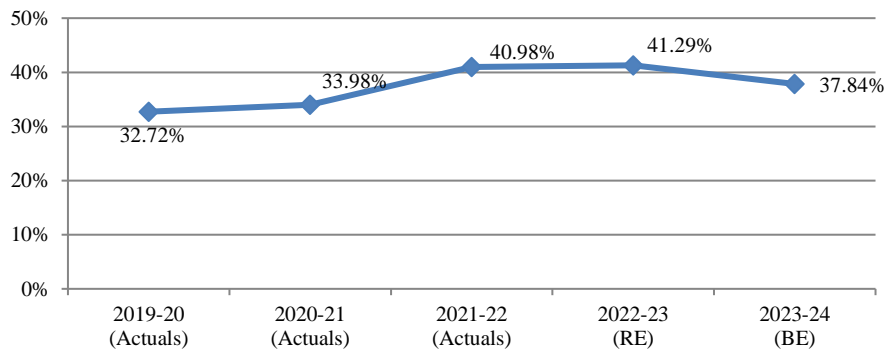
**Chart No. 6: Composition of Outstanding Fiscal Liabilities
2023-24 (BE) (₹ in lakh)**



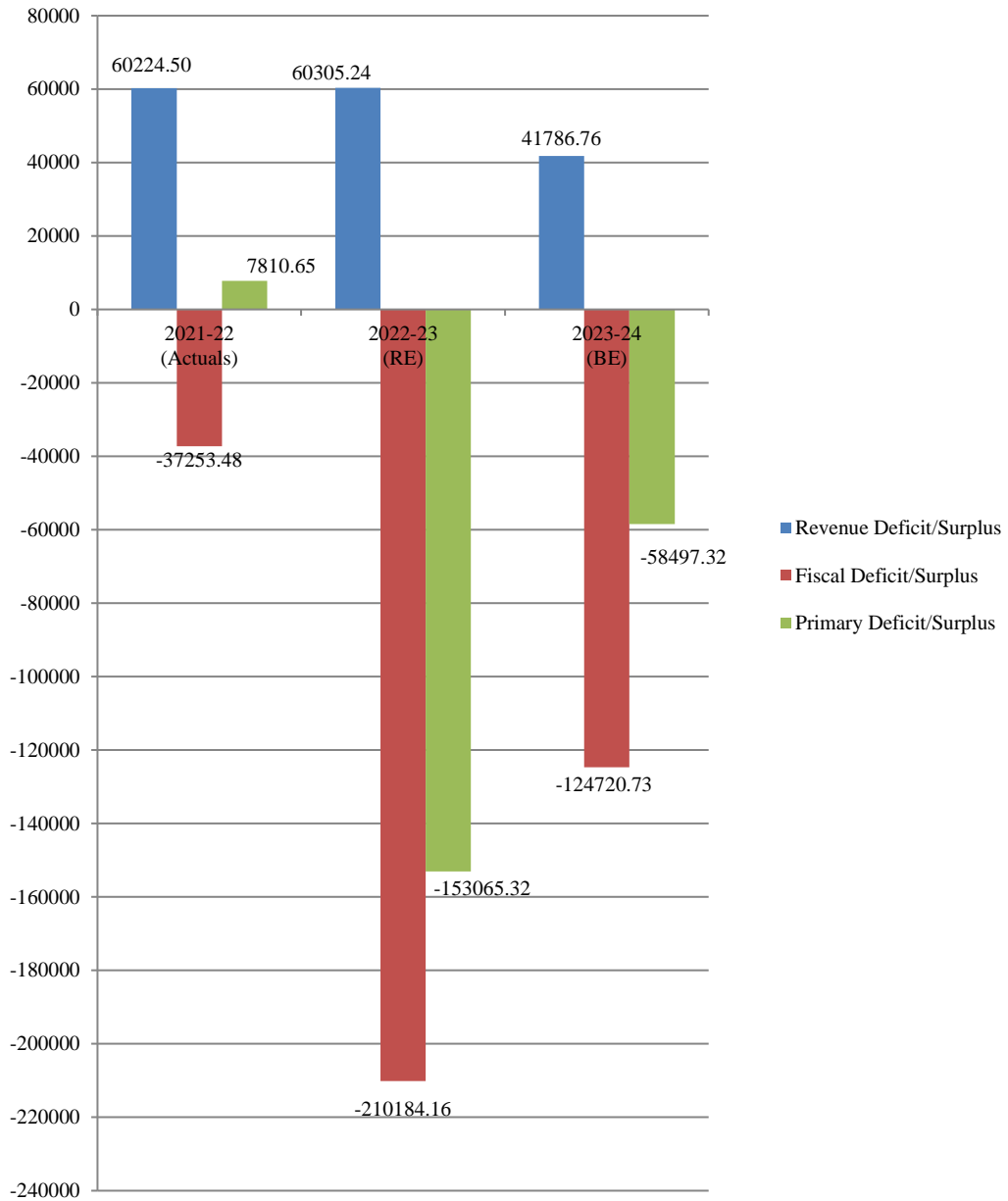
**Chart No. 7: Trend showing Fiscal Liabilities & GSDP
from 2019-20 (₹ in lakh)**



**Chart No. 8: Trend showing Percentage of Fiscal Liabilities
over GSDP from 2019-20**



**Chart No. 9: Trends in Deficit Indicators
(₹ in lakh)**



Indicators	2021-22 (Actuals)	2022-23 (RE)	2023-24 (BE)
Revenue Deficit/Surplus	60224.50	60305.24	41786.76
Fiscal Deficit	(-) 37253.48	(-) 210184.16	(-) 124720.73
Primary Deficit	7810.65	(-) 153065.32	(-) 58497.32